




# Russia-Ukraine Update

## Verified Voter Omnibus Survey

N = 1,030 Voters in the Likely Electorate (LV), Nationwide  
Field Dates: June 17-20, 2022



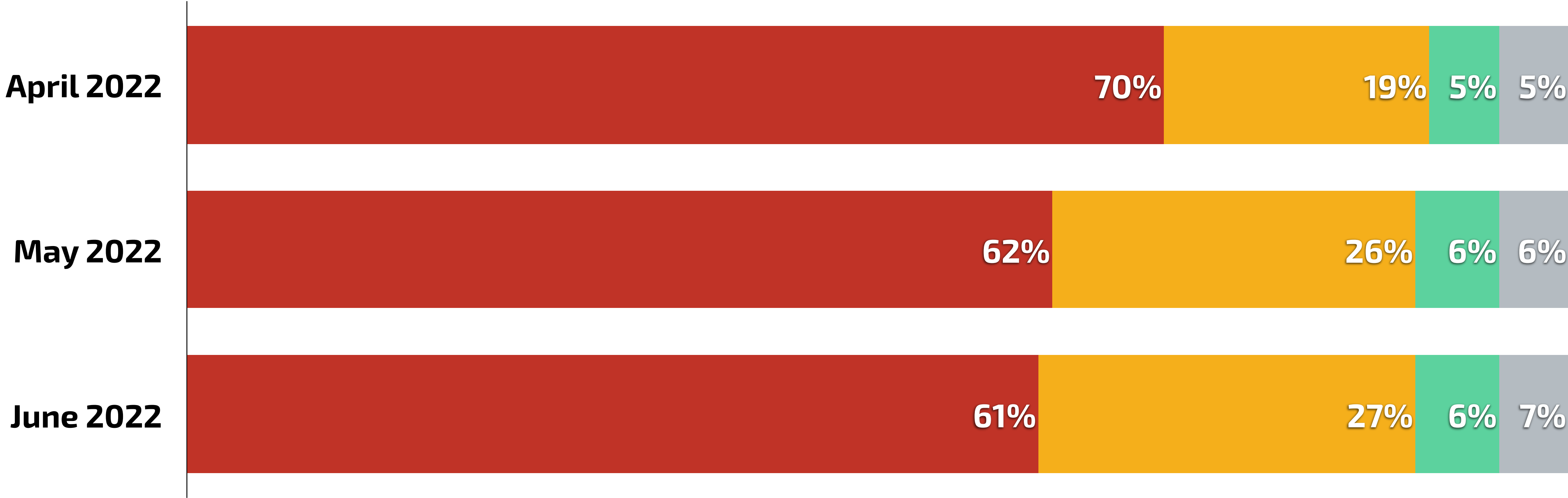
# Background



# Share Saying Russia Is Major Threat Holds Steady In June

Q. Would you say you view Russia as a major threat, a minor threat, or not a threat to the United States?

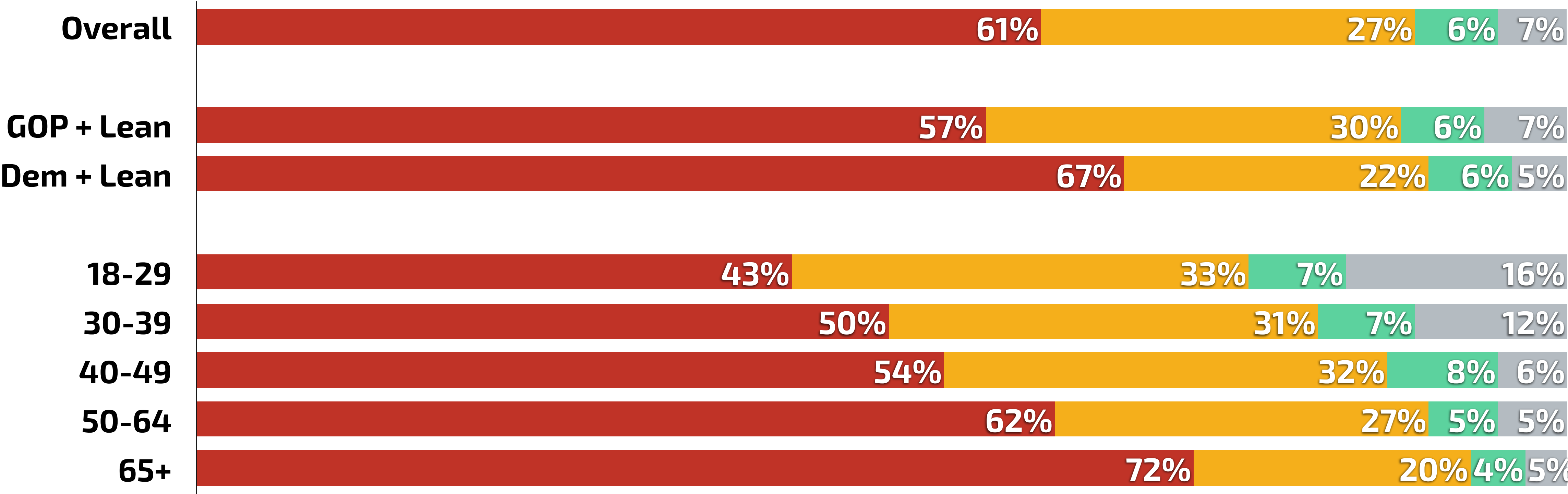
Major threat   Minor threat   Not a threat   Unsure



# GOP, Younger Voters Less Likely To Say Russia A Major Threat

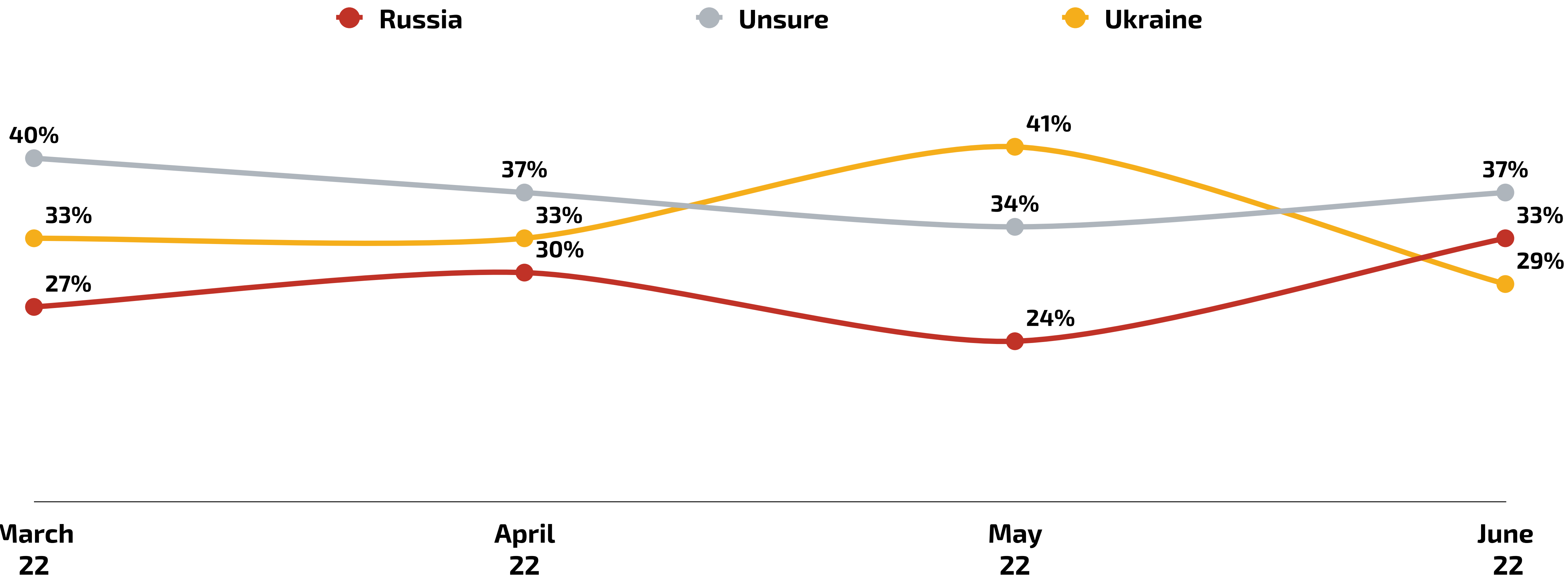
Q. Would you say you view Russia as a major threat, a minor threat, or not a threat to the United States?

Major threat   Minor threat   Not a threat   Unsure



# Share Saying Russia Is Winning The War Up 9 Points Since May

Q. If you had to pick one, who do you think is winning the war in Ukraine right now?

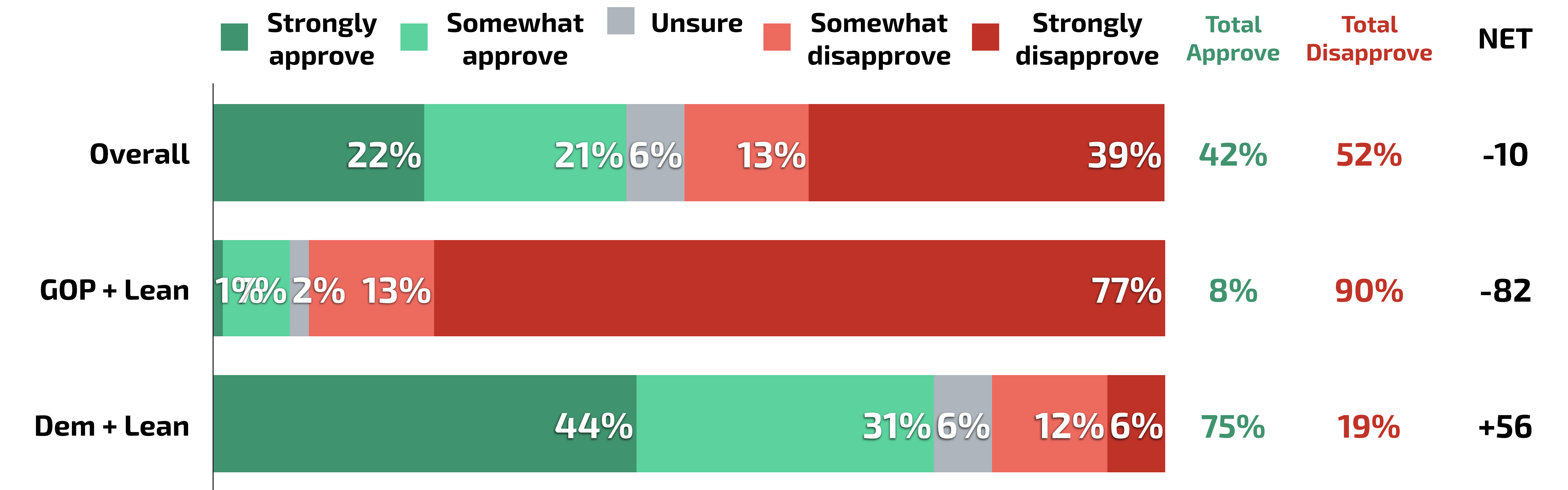


# Handling The Russia-Ukraine Conflict



# Biden Foreign Policy Approval 10 Points Underwater In June

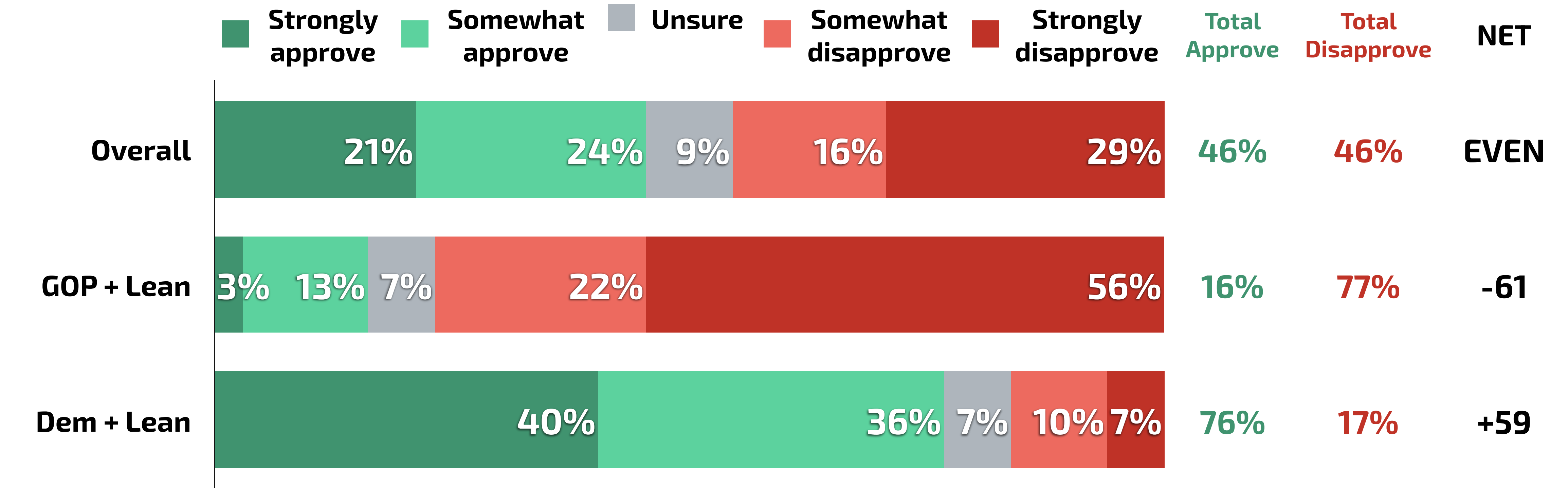
Q. Do you approve or disapprove of the way Joe Biden is handling foreign policy?



N = 1,030 Voters in Likely Electorate nationwide, fielded June 17-20, 2022  
Note: Numbers in chart may not add up to totals due to rounding

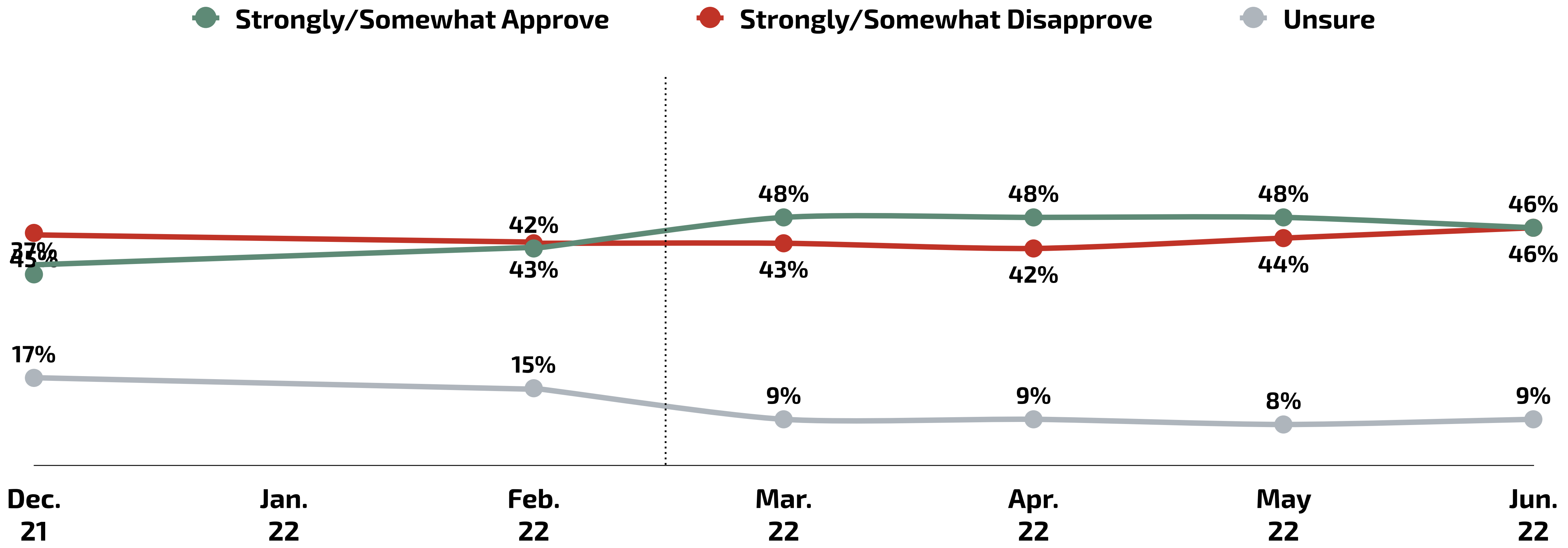
# Likely Electorate Split On Biden's Handling Of Russia-Ukraine

Q. Do you approve or disapprove of the way Joe Biden is handling the situation involving Russia and Ukraine?



# Biden's Russia-Ukraine Approval Dips 2 Points In June

Q. Do you approve or disapprove of the way Joe Biden is handling the situation involving Russia and Ukraine?



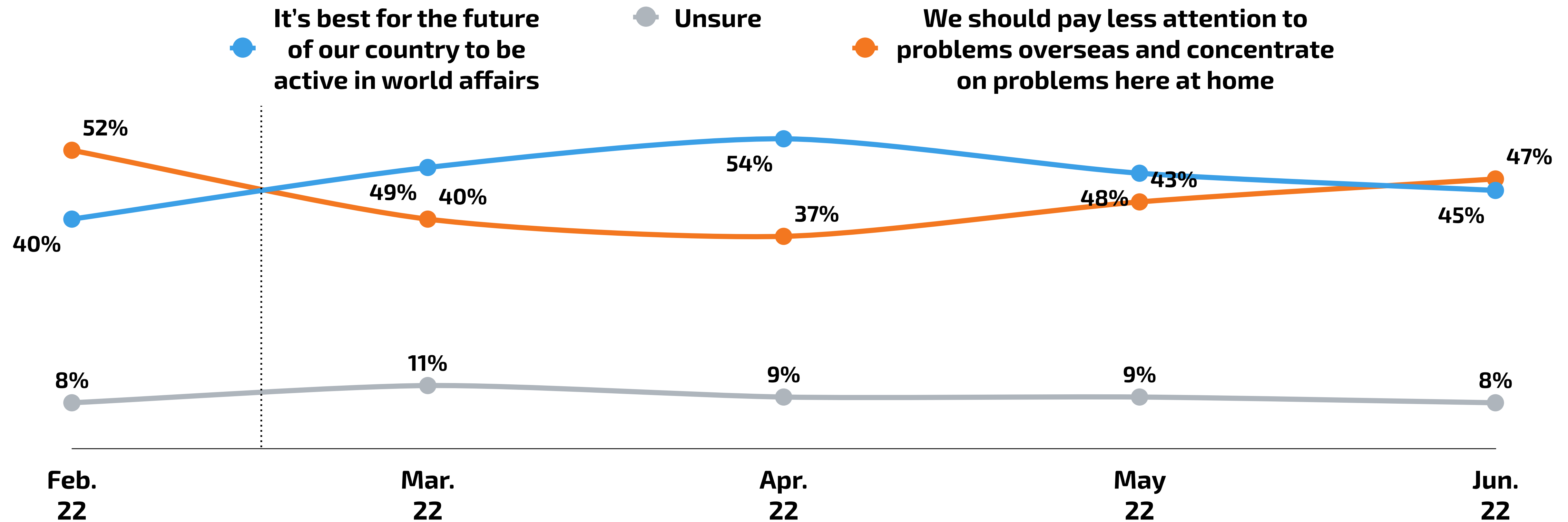
N = 1,030 Voters in Likely Electorate nationwide, fielded June 17-20, 2022  
Note: Surveys prior to March 2022 were of Registered Voters, not weighted to Likely Electorate

# US Role And Interests



# “Pay Less Attention Overseas” Overtakes “Best To Be Active In World Affairs” In June

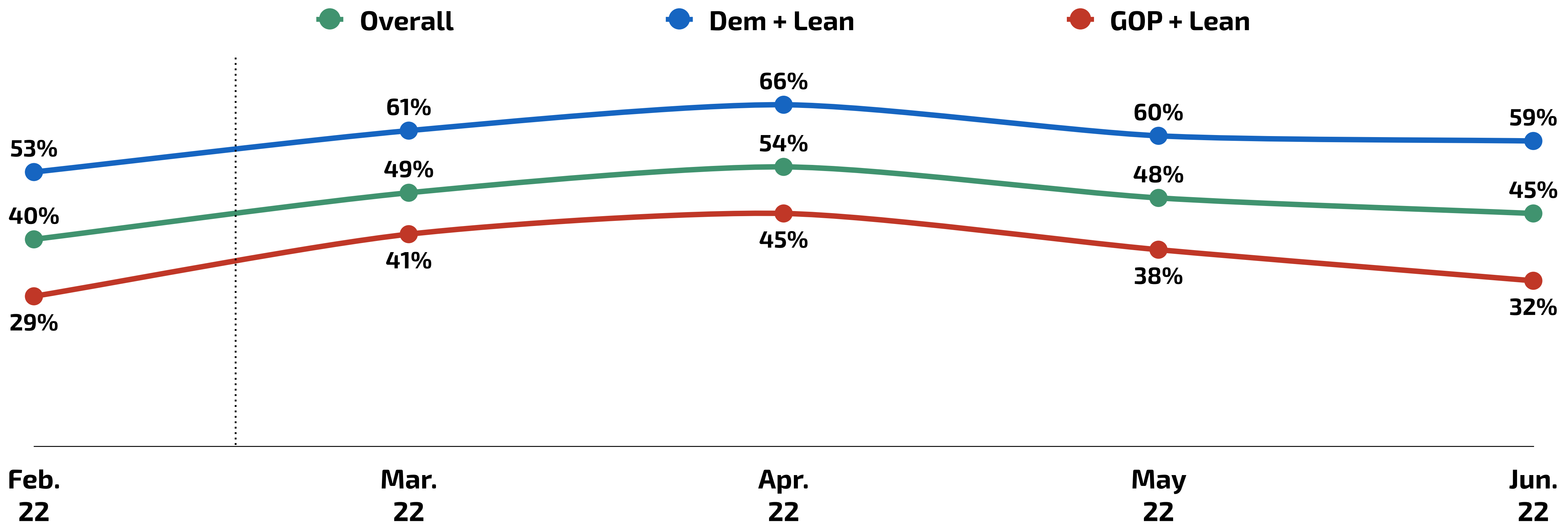
Q. Which of the following comes closest to your view, even if neither is exactly right?



N = 1,030 Voters in Likely Electorate nationwide, fielded June 17-20, 2022  
Note: Surveys prior to March 2022 were of Registered Voters, not weighted to Likely Electorate

# GOP Drives Decrease In “Best To Be Active In World Affairs”

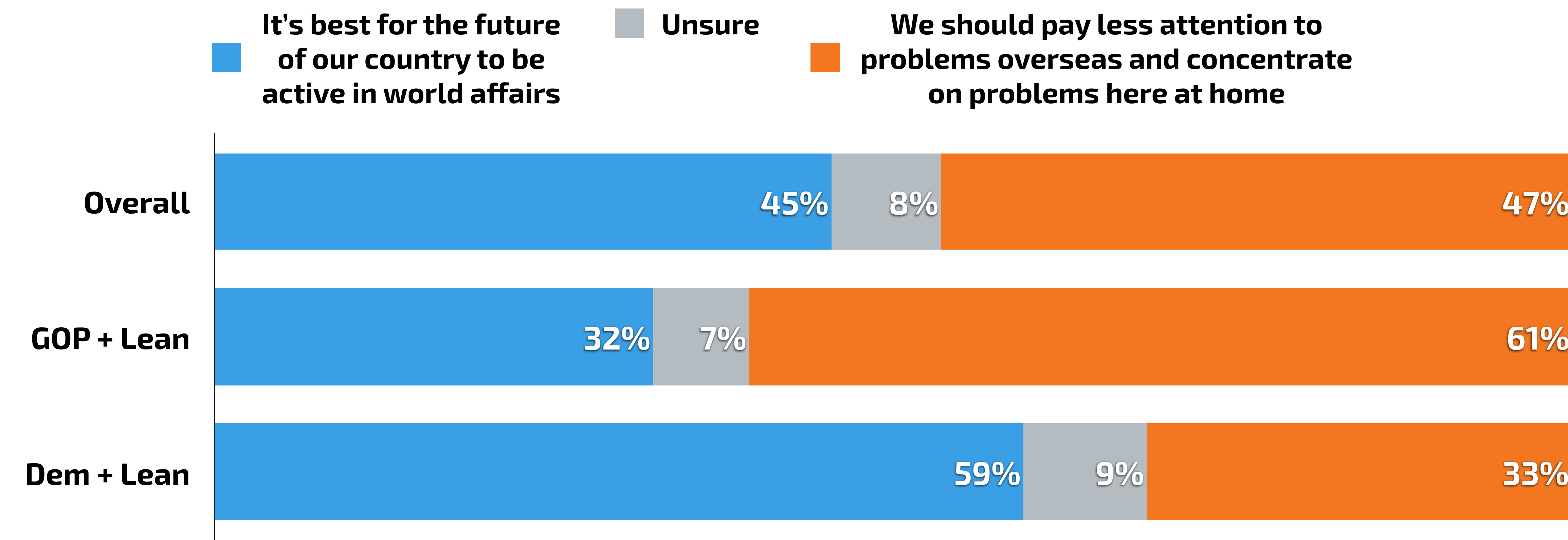
Q. Which of the following comes closest to your view, even if neither is exactly right?  
[% Answering Best To Be Active In World Affairs]



N = 1,030 Voters in Likely Electorate nationwide, fielded June 17-20, 2022  
Note: Surveys prior to March 2022 were of Registered Voters, not weighted to Likely Electorate

# Dems Say U.S. Should Be More Active In World Affairs; GOP Prefers Concentrating On Problems At Home

Q. Which of the following comes closest to your view, even if neither is exactly right?



# Meet the Likely Electorate

We know that on Election Day, those who turn out to vote won't necessarily look like the pool of all registered voters. Some voters are more likely to turn out than others, and polling should reflect that reality. But not everyone who shows up to vote on Election Day is a "likely voter," and often times, pollsters' methods of excluding "unlikely voters" can leave out those who are becoming newly activated.

That's why, in the months leading up to a national election, we at Echelon Insights switch not to a "likely voter" sample which arbitrarily excludes certain voters, but to our "Likely Electorate" (LE) frame, which accounts for voter turnout probability in how we weight our national survey.

Our Verified Voter Omnibus samples are matched to the L2 voter file to confirm registration status and incorporate data related to past voting history. The sample for this survey was weighted to characteristics of the 2022 "Likely Electorate" population, a frame which takes into account demographic and turnout characteristics of the 2022 electorate.



# Methodology

The June 2022 Echelon Insights Verified Voter Omnibus was fielded online from June 17-20, 2022 in English among a sample of N=1,030 voters in the Likely Electorate (LV) nationwide using non-probability sampling. The sample was drawn from the Lucid sample exchange and matched to the L2 voter file.

The sample was weighted to population benchmarks for registered voters and the 2022 Likely Electorate on gender, age, race/ethnicity, education, region, party, and 2020 presidential vote adjusted for 2022 turnout probability. All benchmarks for the 2022 Likely Electorate were adjusted for turnout estimates based on a probabilistic model of the likely 2022 midterm electorate derived from the L2 voter file. Estimates for gender, age, and party were derived from the L2 voter file. Estimates for race/ethnicity and education were derived from the US Census Bureau's American Community Survey demographic data adjusted to match voter registration estimates from the November 2020 Current Population Survey Voting and Registration Supplement.

Data quality measures included the use of a trap question to check for attentiveness and measures to prevent and remove duplicate responses based on IP address and voter file matches.

Calculated the way it would be for a random sample and adjusted to incorporate the effect of weighting, the margin of sampling error is +/- 3.7 percentage points.





**Verified Voter  
Omnibus**

*Your questions answered by real voters*

**Beyond our own public releases, the Verified Voter Omnibus is a resource companies and organizations can use to answer mission-critical questions through add-on questions to the monthly survey. It's the perfect tool for tracking a few core questions over time or gathering that one bit of crucial public opinion data you need right now.**

**By adding on to the Verified Voter Omnibus, you'll receive:**

- **Hands-on assistance with drafting your questions**
- **Full topline and crosstabs with key political trends questions included**
- **A customized slide deck with your results**

**Contact [omnibus@echeloninsights.com](mailto:omnibus@echeloninsights.com) for more information.**





ECHELON  
INSIGHTS

