




Streaming & Cable TV

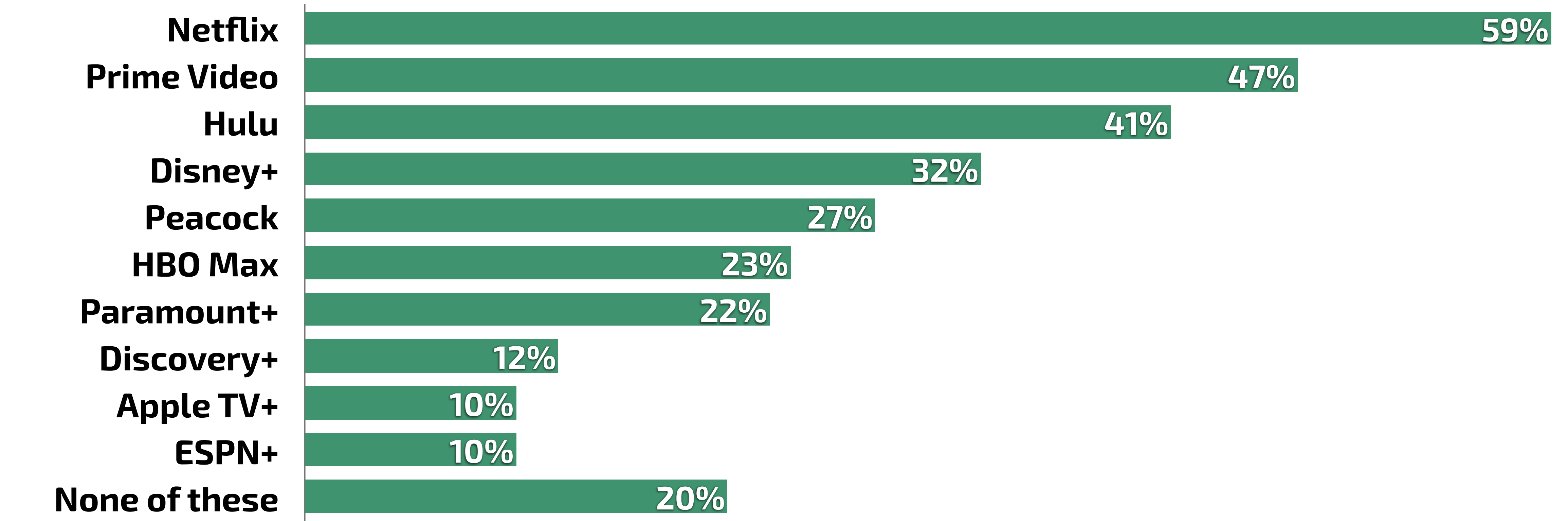
Verified Voter Omnibus Survey

N = 1,054 Voters in the Likely Electorate (LV), Nationwide
Field Dates: August 19-22, 2022



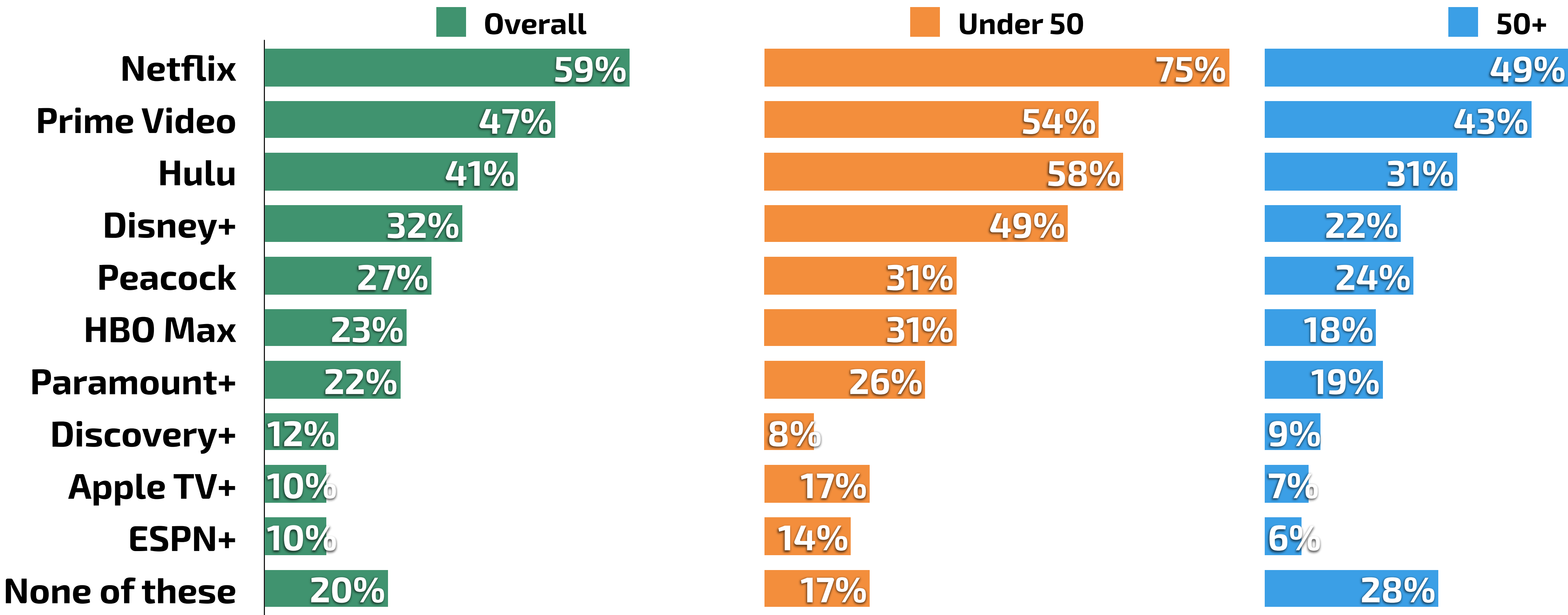
Netflix Is The Most Subscribed To Streaming Service Among The Electorate, Followed by Prime Video and Hulu

Q. Are you currently subscribed to any of the following streaming services? Select all that apply.



Hulu Is Second Most Popular Streaming Service Among Younger Voters

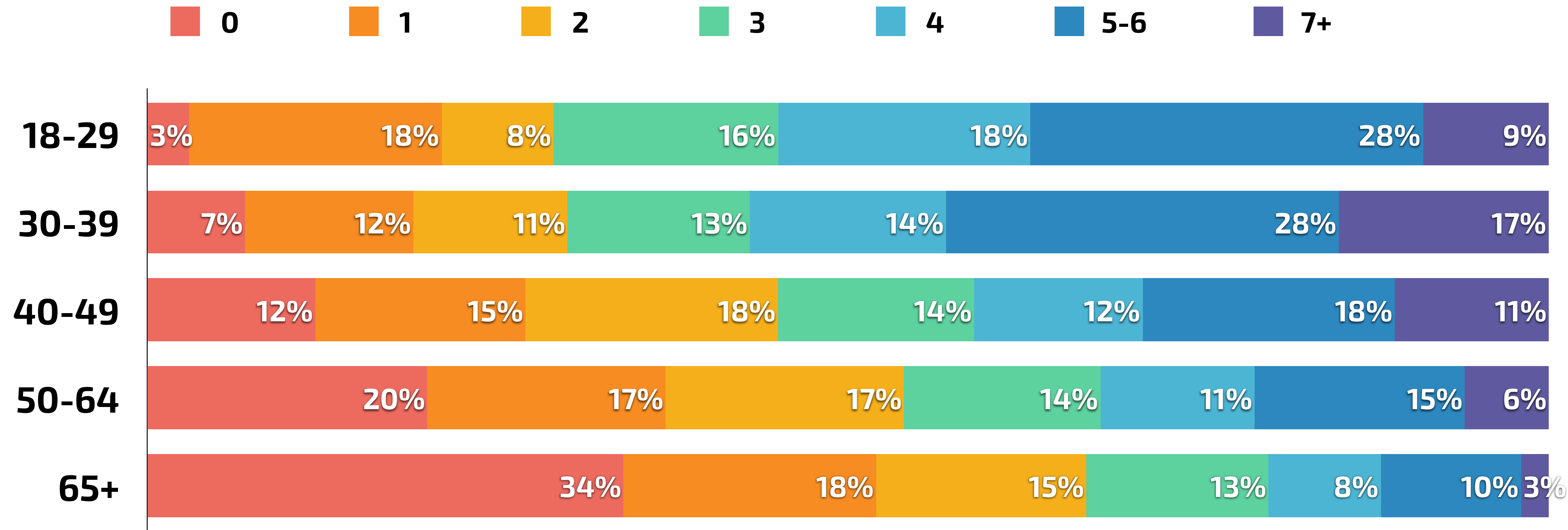
Q. Are you currently subscribed to any of the following streaming services? Select all that apply.



N = 1,054 Voters in Likely Electorate nationwide, fielded August 19-22, 2022

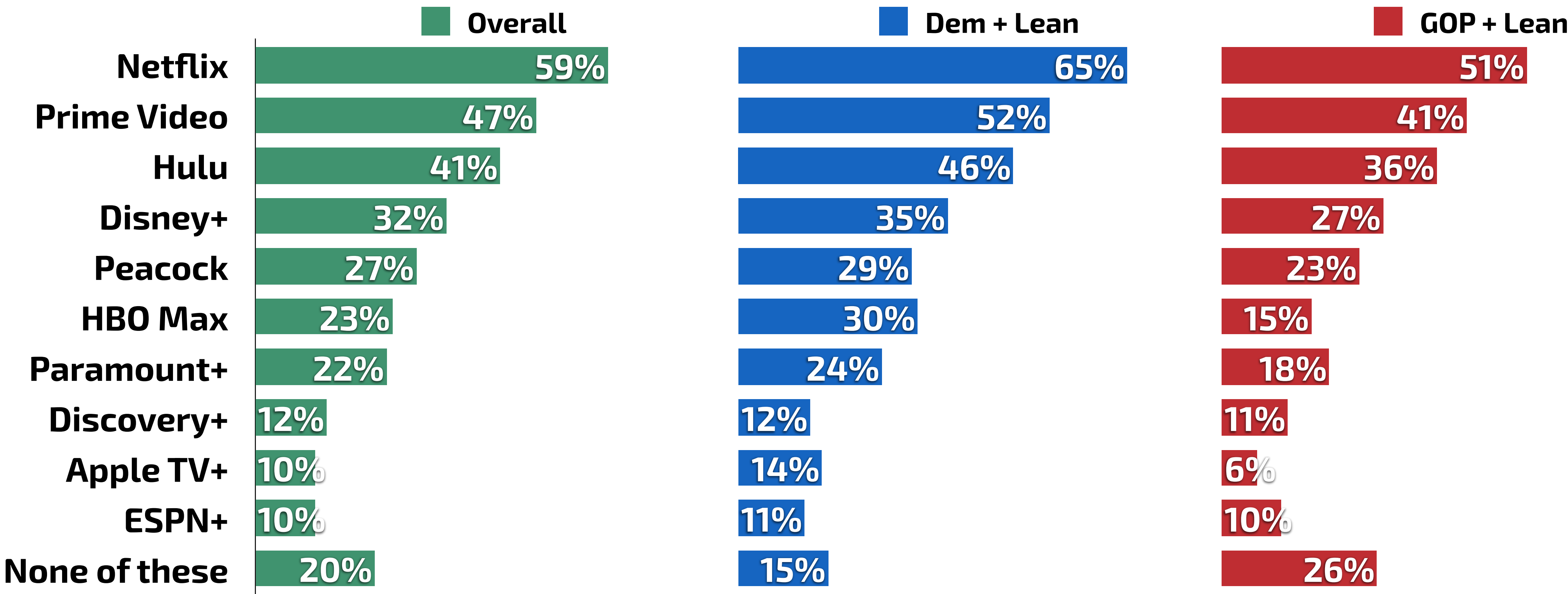
30-39 Year Olds Most Likely To Have 7+ Streaming Subscriptions

Q. Are you currently subscribed to any of the following streaming services? Select all that apply.



Netflix Only Streaming Service Used By A Majority Of Republicans, And Democrats In The Likely Electorate

Q. Are you currently subscribed to any of the following streaming services? Select all that apply.

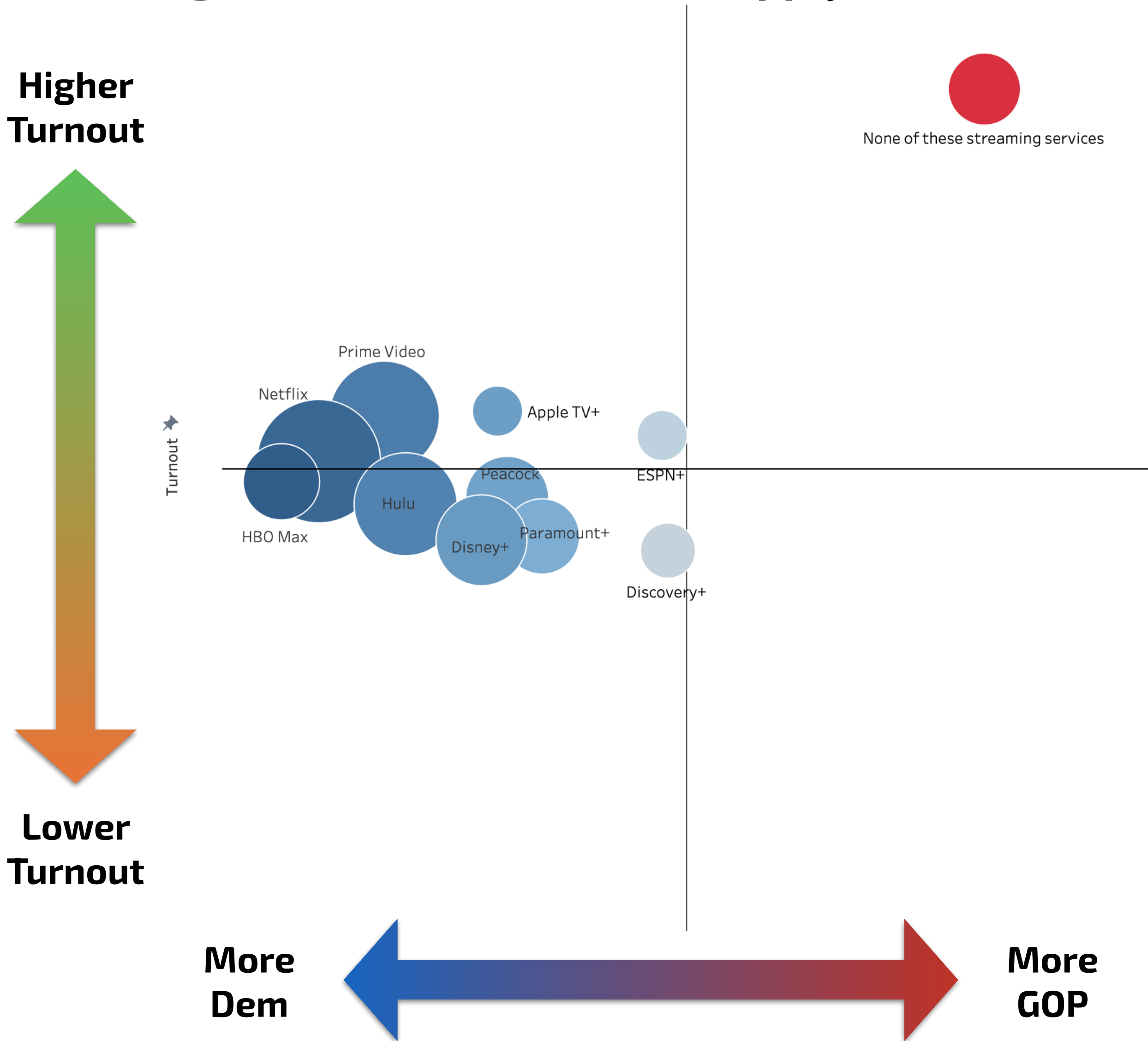


Mapping Favorite Streaming Services By Party And Turnout

- All streaming services lean Democratic.



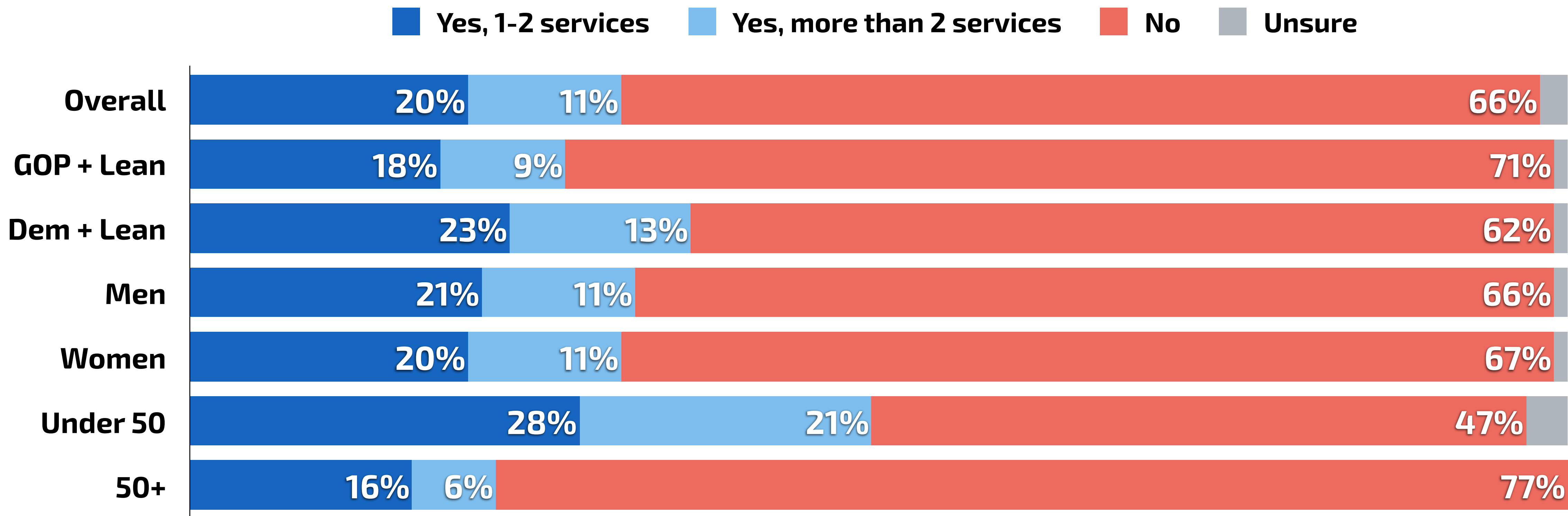
Q. Are you currently subscribed to any of the following streaming services? Select all that apply.



N = 1,054 Voters in Likely Electorate nationwide, fielded August 19-22, 2022

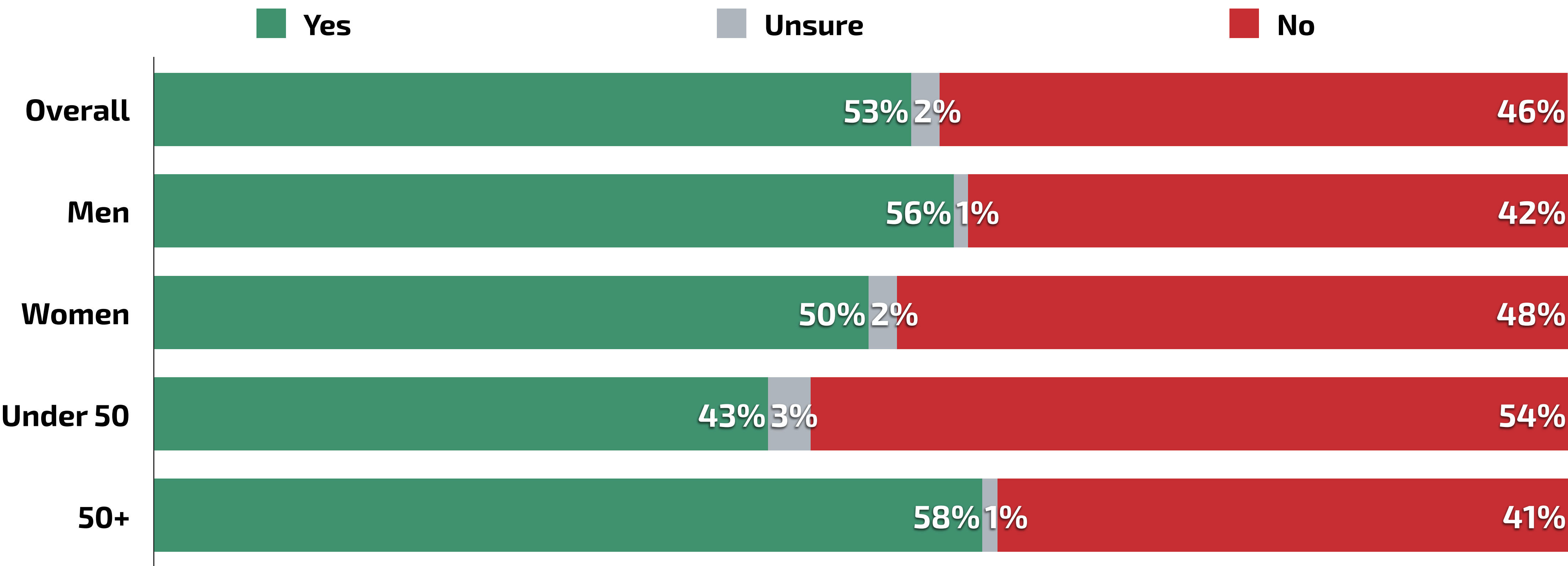
Nearly Half Of Likely Voters Under 50 Have A Streaming Service Paid For By Someone Else

Q. Do you currently use a streaming service that is paid for by someone else?



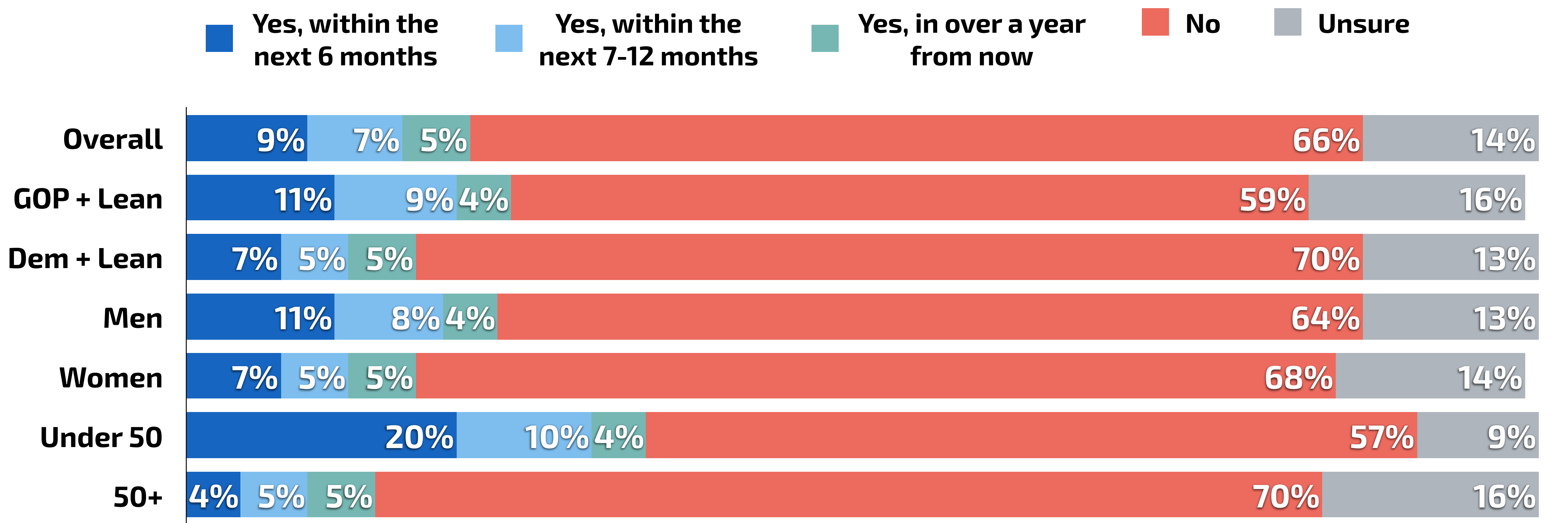
Older Voters More Likely To Pay For Cable TV Subscription

Q. Do you currently pay for a cable TV subscription?



2 In 3 Have No Plans To Cancel Cable TV Subscription

Q. Do you plan on canceling your cable TV subscription? [ASKED OF n=547 PEOPLE WHO CURRENTLY PAY FOR A CABLE TV]



Meet the Likely Electorate

We know that on Election Day, those who turn out to vote won't necessarily look like the pool of all registered voters. Some voters are more likely to turn out than others, and polling should reflect that reality. But not everyone who shows up to vote on Election Day is a "likely voter," and often times, pollsters' methods of excluding "unlikely voters" can leave out those who are becoming newly activated.

That's why, in the months leading up to a national election, we at Echelon Insights switch not to a "likely voter" sample which arbitrarily excludes certain voters, but to our "Likely Electorate" (LE) frame, which accounts for voter turnout probability in how we weight our national survey.

Our Verified Voter Omnibus samples are matched to the L2 voter file to confirm registration status and incorporate data related to past voting history. The sample for this survey was weighted to characteristics of the 2022 "Likely Electorate" population, a frame which takes into account demographic and turnout characteristics of the 2022 electorate.



Methodology

The August 2022 Echelon Insights Verified Voter Omnibus was fielded online from August 19-22, 2022 in English among a sample of N=1,054 voters in the Likely Electorate (LV) nationwide using non-probability sampling. The sample was drawn from the Lucid sample exchange and matched to the L2 voter file.

The sample was weighted to population benchmarks for registered voters and the 2022 Likely Electorate on gender, age, race/ethnicity, education, region, party, and 2020 presidential vote adjusted for 2022 turnout probability. All benchmarks for the 2022 Likely Electorate were adjusted for turnout estimates based on a probabilistic model of the likely 2022 midterm electorate derived from the L2 voter file. Estimates for gender, age, and party were derived from the L2 voter file. Estimates for race/ethnicity and education were derived from the US Census Bureau's American Community Survey demographic data adjusted to match voter registration estimates from the November 2020 Current Population Survey Voting and Registration Supplement.

Data quality measures included the use of a trap question to check for attentiveness and measures to prevent and remove duplicate responses based on IP address and voter file matches.

Calculated the way it would be for a random sample and adjusted to incorporate the effect of weighting, the margin of sampling error is +/- 3.6 percentage points.





**Verified Voter
Omnibus**

Your questions answered by real voters

Beyond our own public releases, the Verified Voter Omnibus is a resource companies and organizations can use to answer mission-critical questions through add-on questions to the monthly survey. It's the perfect tool for tracking a few core questions over time or gathering that one bit of crucial public opinion data you need right now.

By adding on to the Verified Voter Omnibus, you'll receive:

- **Hands-on assistance with drafting your questions**
- **Full topline and crosstabs with key political trends questions included**
- **A customized slide deck with your results**

Contact omnibus@echeloninsights.com for more information.





ECHELON
INSIGHTS

