



COVID-19 Update

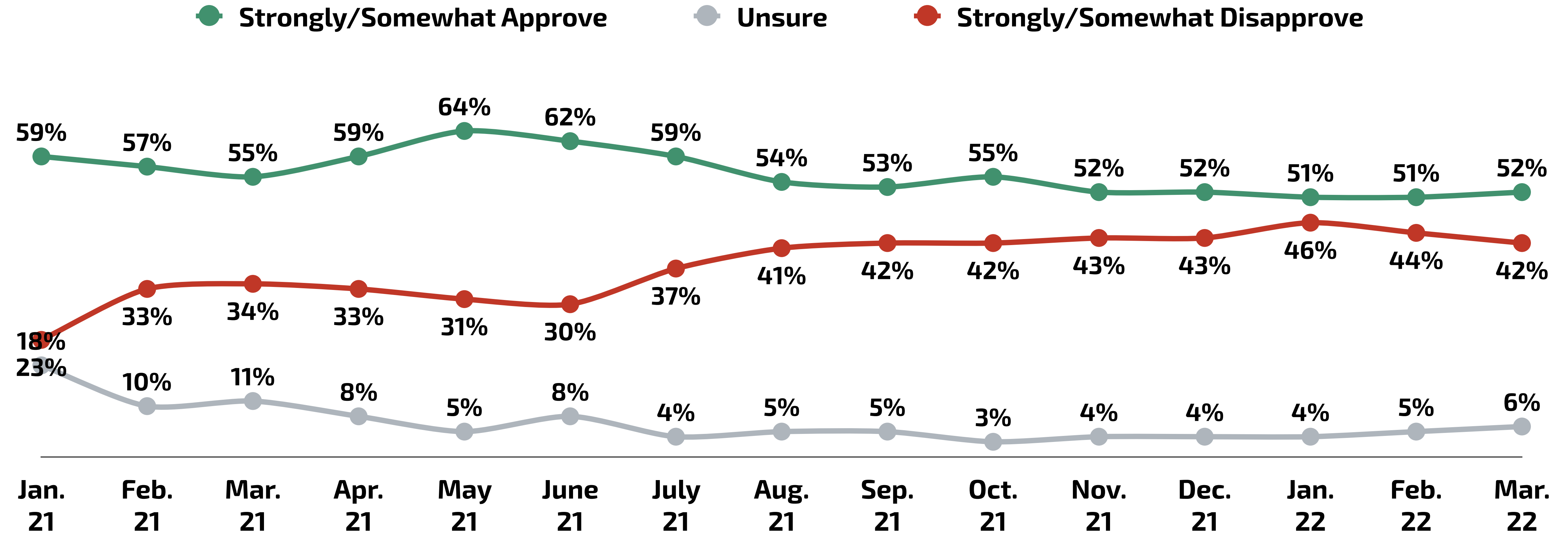
Verified Voter Omnibus Survey

N = 1,050 Registered Voters
Fielded March 18 - March 21, 2022



Biden COVID-19 Disapproval Ticks Down In March

Q. Do you approve or disapprove of how Joe Biden is handling the spread of the coronavirus in the United States?



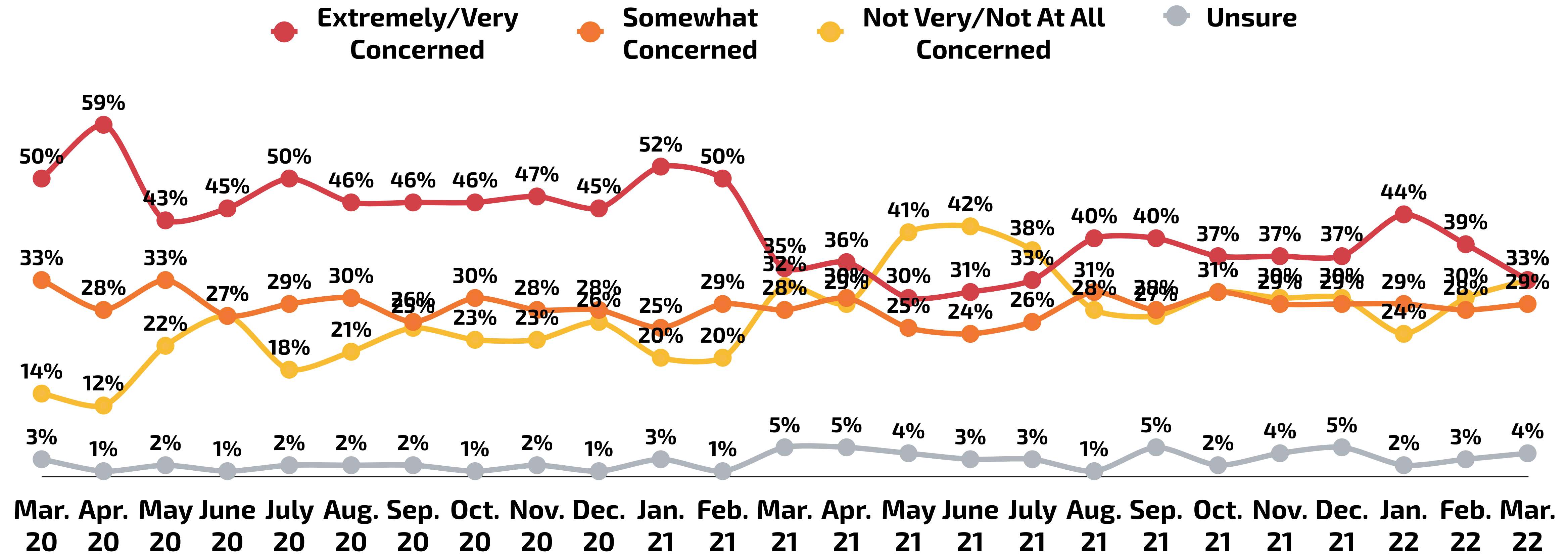
N = 1,050 RV nationwide, fielded March 18-21, 2022

COVID-19 Trends



Coronavirus Concerns Continue To Decrease in March

Q. How personally concerned are you about the chances of you or someone in your family becoming infected with the coronavirus?

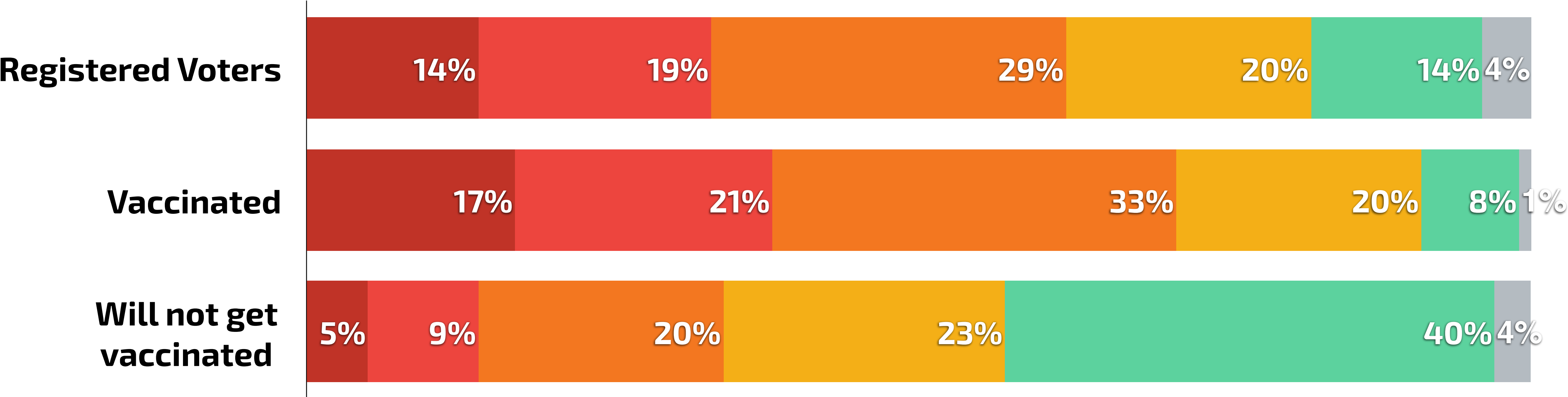


N = 1,050 RV nationwide, fielded March 18-21, 2022

Vaxxed Voters More Concerned About COVID Infection

Q. How personally concerned are you about the chances of you or someone in your family becoming infected with the coronavirus?

Extremely concerned Very concerned Somewhat concerned Not very concerned Not at all concerned Unsure

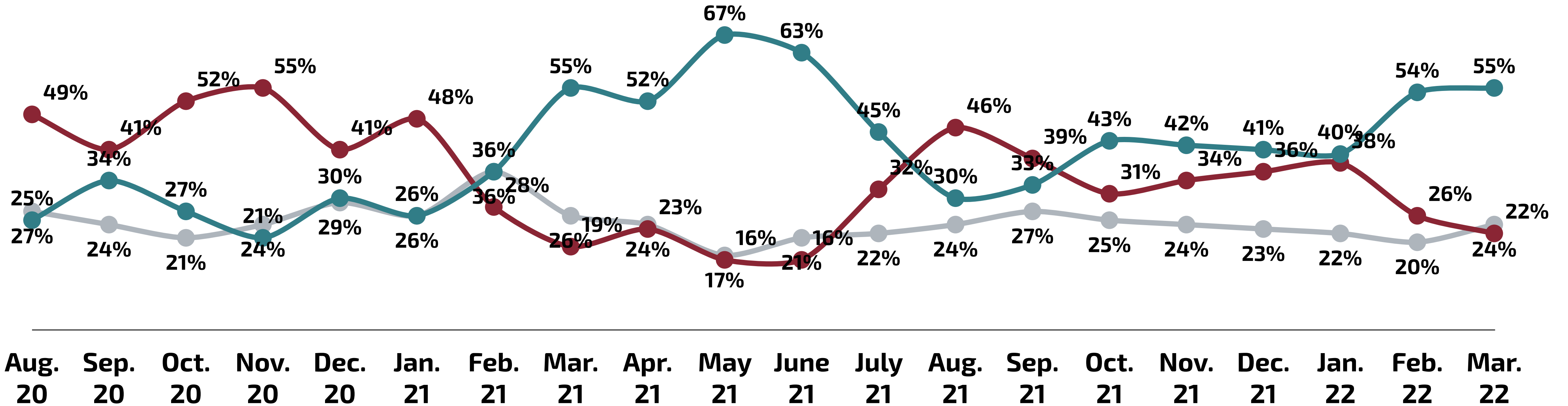


N = 1,050 RV nationwide, fielded March 18-21, 2022

Majority Believe “The Worst Is Behind Us”

Q. Which of the following best describes your feelings about the coronavirus outbreak in the United States?

● The worst is behind us
 ● The worst is yet to come
 ● Unsure



N = 1,050 RV nationwide, fielded March 18-21, 2022

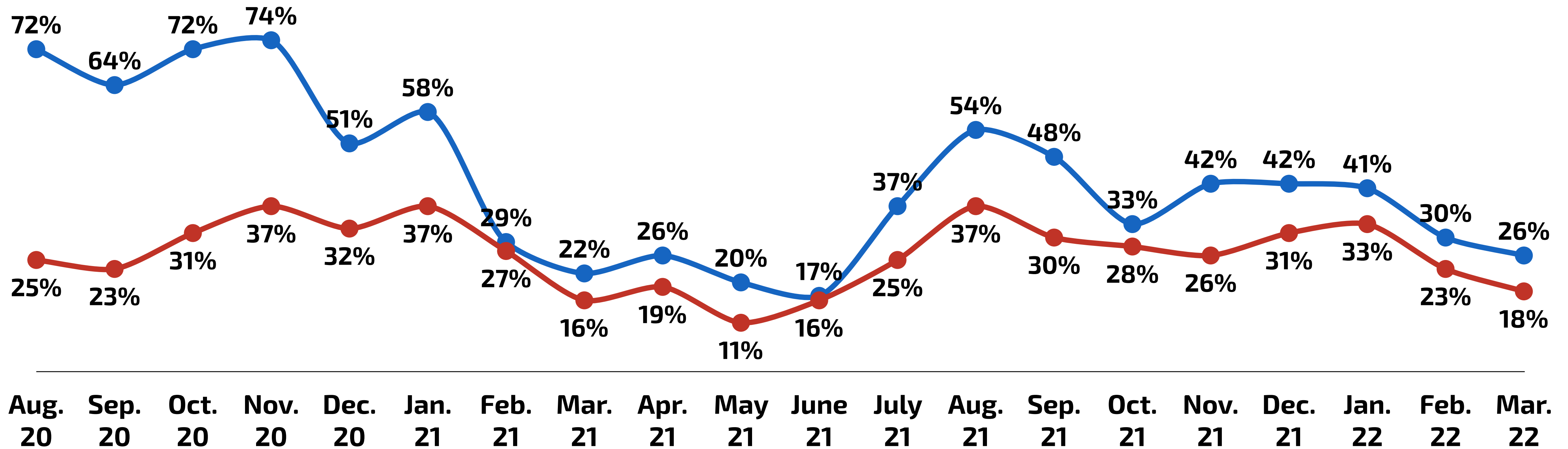
“Worst Is Yet To Come” Continues To Drop Across Party Lines

Q. Which of the following best describes your feelings about the coronavirus outbreak in the United States?

% Worst Is Yet To Come

● Republicans + Leaners

● Democrats + Leaners



N = 1,050 RV nationwide, fielded March 18-21, 2022

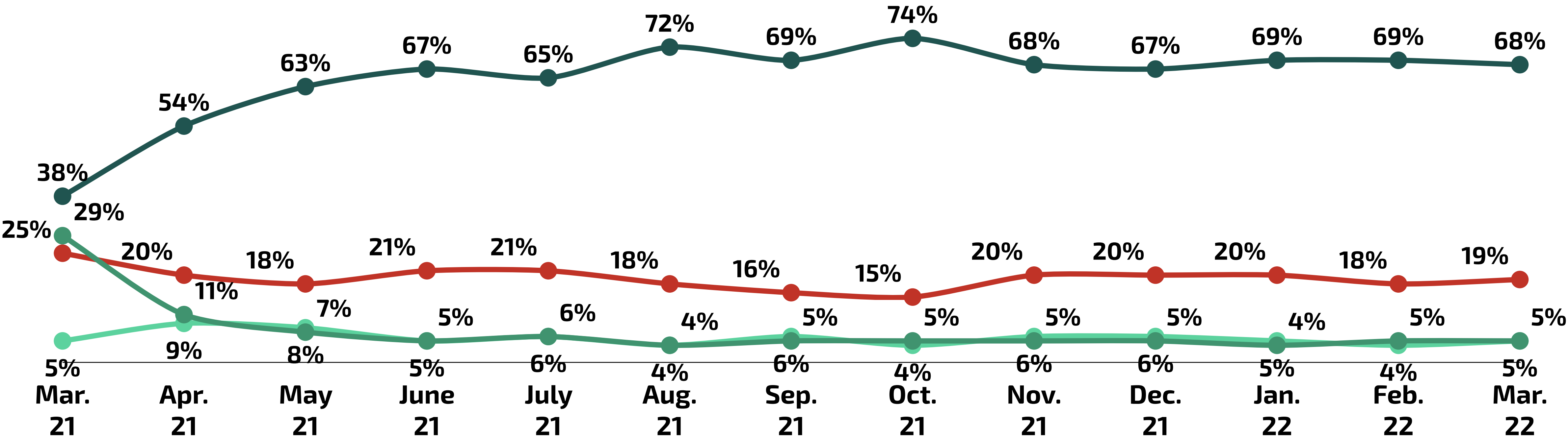
COVID-19 Vaccines



Around 7 In 10 Voters Report Being Vaccinated

Q. Have you gotten or do you plan to get the COVID-19 vaccine?

- Yes, I have already gotten the vaccine
- Yes, as soon as possible
- Yes, but only after others have gotten it and it seems safe
- No, I probably won't



Note: "Yes, as soon as possible" was "Yes, as soon as I am eligible" in March and April; Unsure is not shown

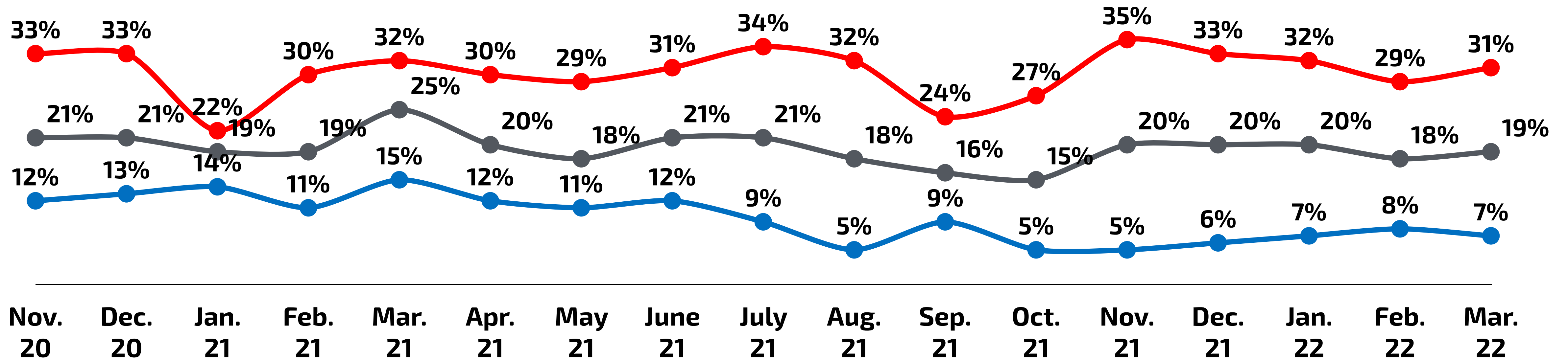
N = 1,050 RV nationwide, fielded March 18-21, 2022

Partisan Gap In Vaccine Refusal Ticks Up In March

Q. Have you gotten or do you plan to get the COVID-19 vaccine?

% No, I probably won't

● All Registered Voters ● Republicans ● Democrats



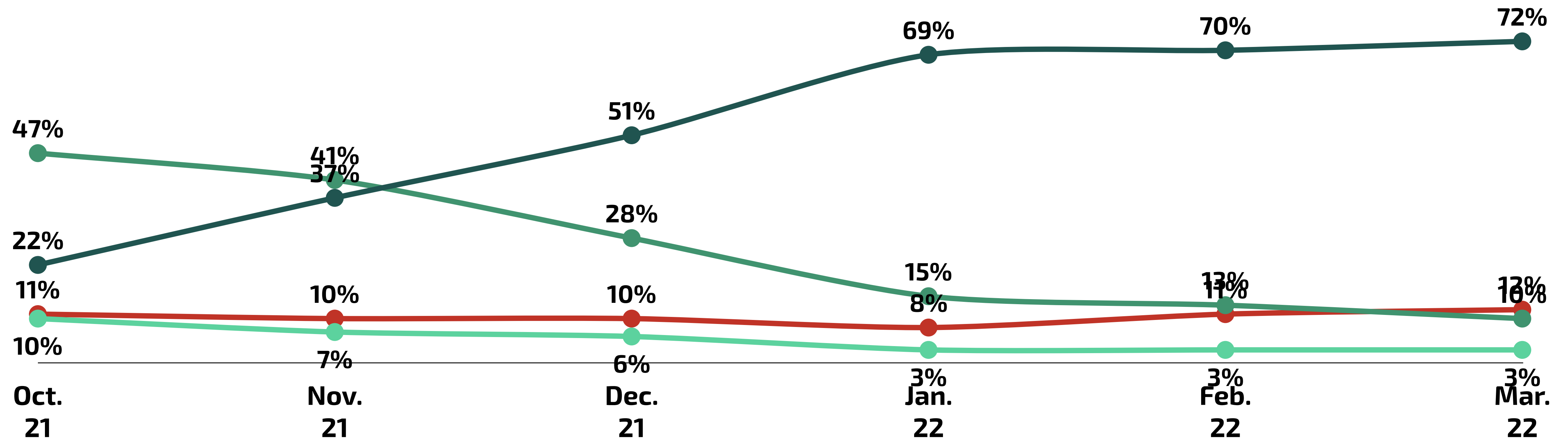
Note: Before January 2021, question wording was "If a COVID-19 vaccine is approved by the FDA and made available to the public, do you plan to get vaccinated?" Other response options changed slightly, but "No, I probably won't" remained the same.

N = 1,050 RV nationwide, fielded March 18-21, 2022

Over 7 In 10 Vaccinated Voters Report Having Received Booster

Q. Have you gotten or do you plan to get the COVID-19 booster shot? [ASKED OF THOSE WHO SAY THEY ARE VACCINATED]

- Yes, I have already gotten the booster
- Yes, as soon as possible
- Yes, but only after others have gotten it and it seems safe
- No, I probably won't

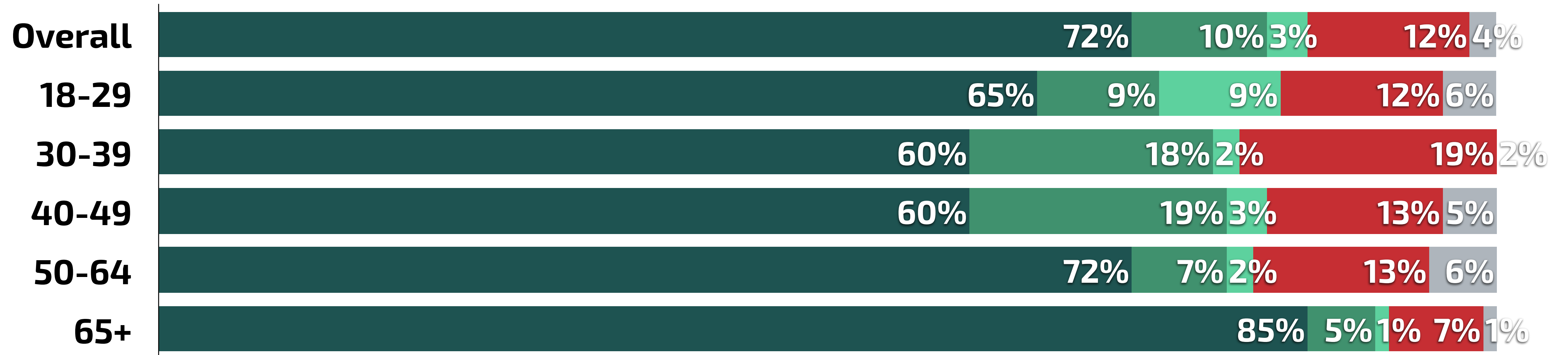


N = 1,050 RV nationwide, fielded March 18-21, 2022

Booster Rate Higher Among Older Vaccinated Voters

Q. Have you gotten or do you plan to get the COVID-19 booster shot? [ASKED OF THOSE WHO SAY THEY ARE VACCINATED]

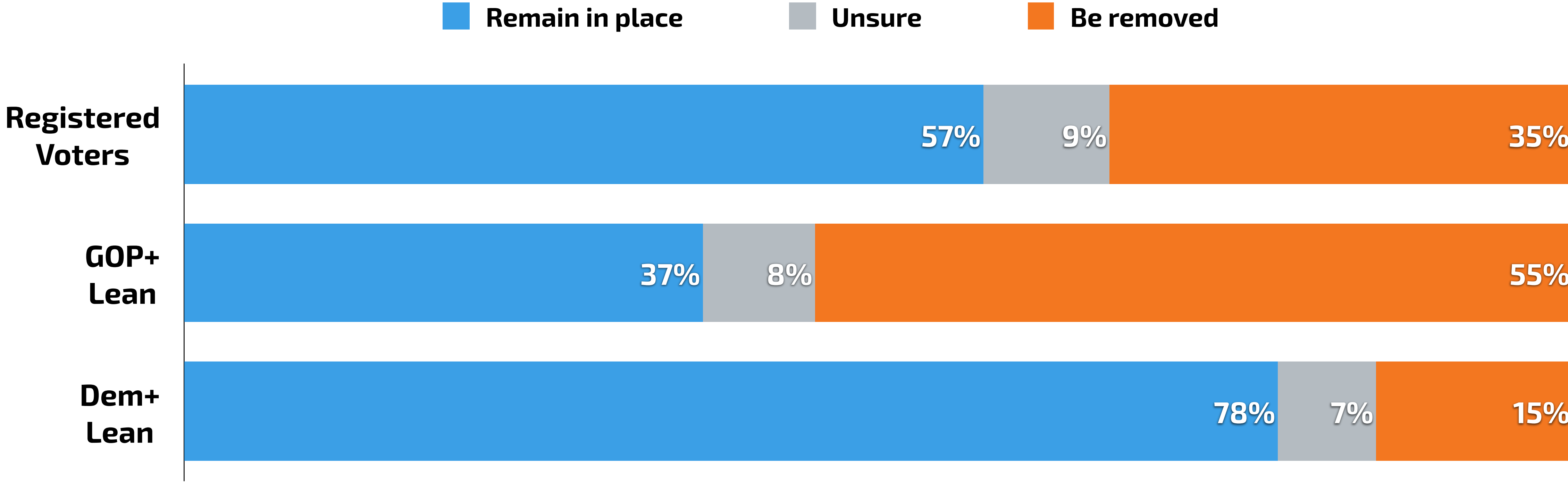
- Yes, I have already gotten the booster
- Yes, as soon as possible
- Yes, but only after others have gotten it and it seems safe
- No, I probably won't
- Unsure



N = 1,050 RV nationwide, fielded March 18-21, 2022

Majority Support Mask Mandate For Public Transportation

Q. Which of the following comes closest to your view, even if neither is exactly right? Given the current state of the COVID-19 pandemic, the federal mask mandate for transportation like planes, trains, and subways should...



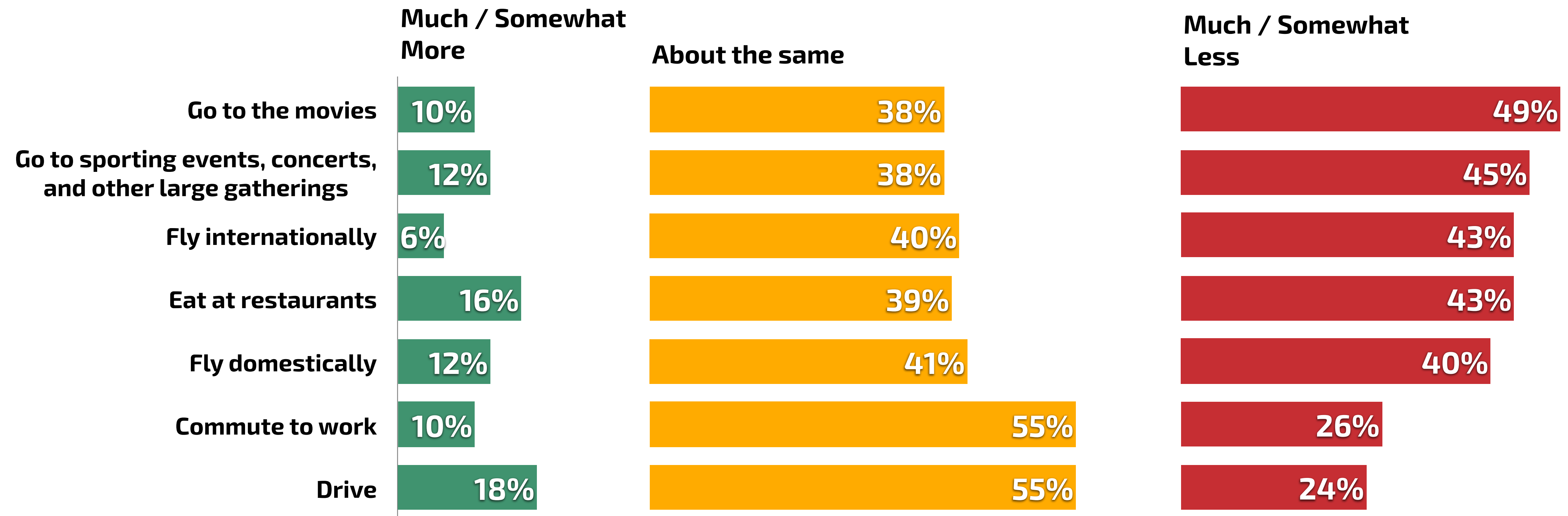
N = 1,050 RV nationwide, fielded March 18-21, 2022

Effect Of COVID-19 On Social Life



Compared To Before Pandemic, Biggest Decrease In How Often Voters Attend Movies, Fly Internationally

Q. March 11, 2022 commemorated 2 years since the World Health Organization declared COVID-19 a pandemic. Compared to before the pandemic, do you do each of the following more, less, or about the same?



Note: Unsure not shown



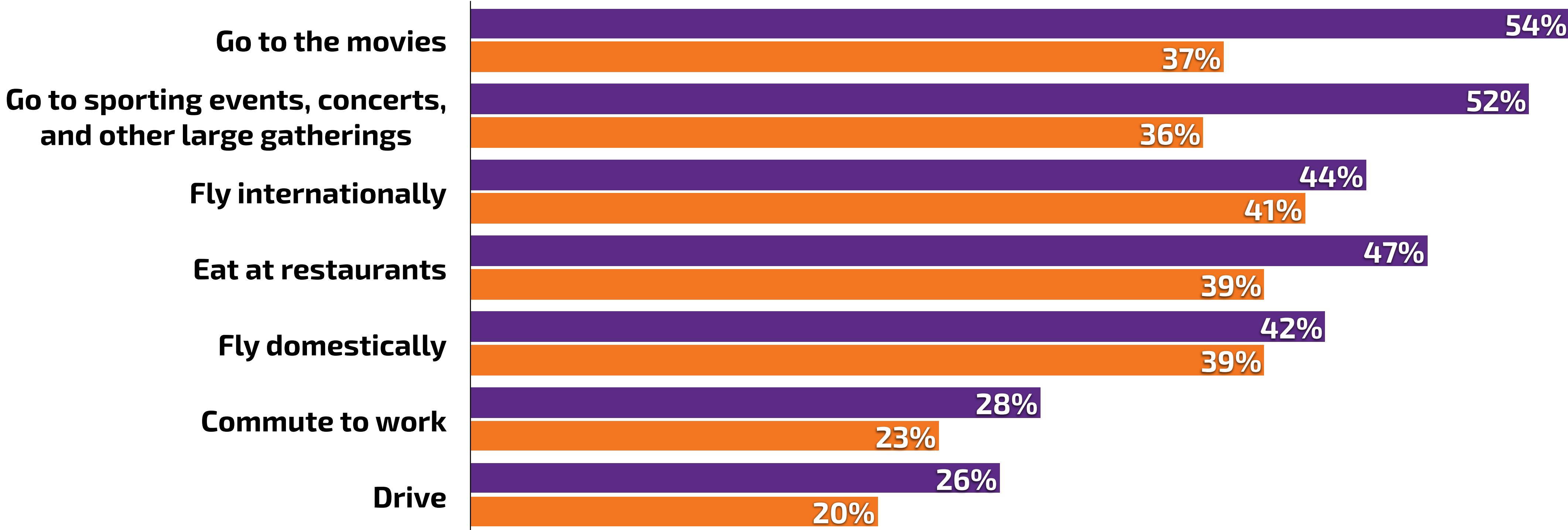
N = 1,050 RV nationwide, fielded March 18-21, 2022

Compared To Before Pandemic, Vaccinated Voters Doing Common Activities Less Than Unvaccinated

Q. March 11, 2022 commemorated 2 years since the World Health Organization declared COVID-19 a pandemic. Compared to before the pandemic, do you do each of the following more, less, or about the same?

[% Answering Much / Somewhat Less]

Vaccinated **Unvaccinated**



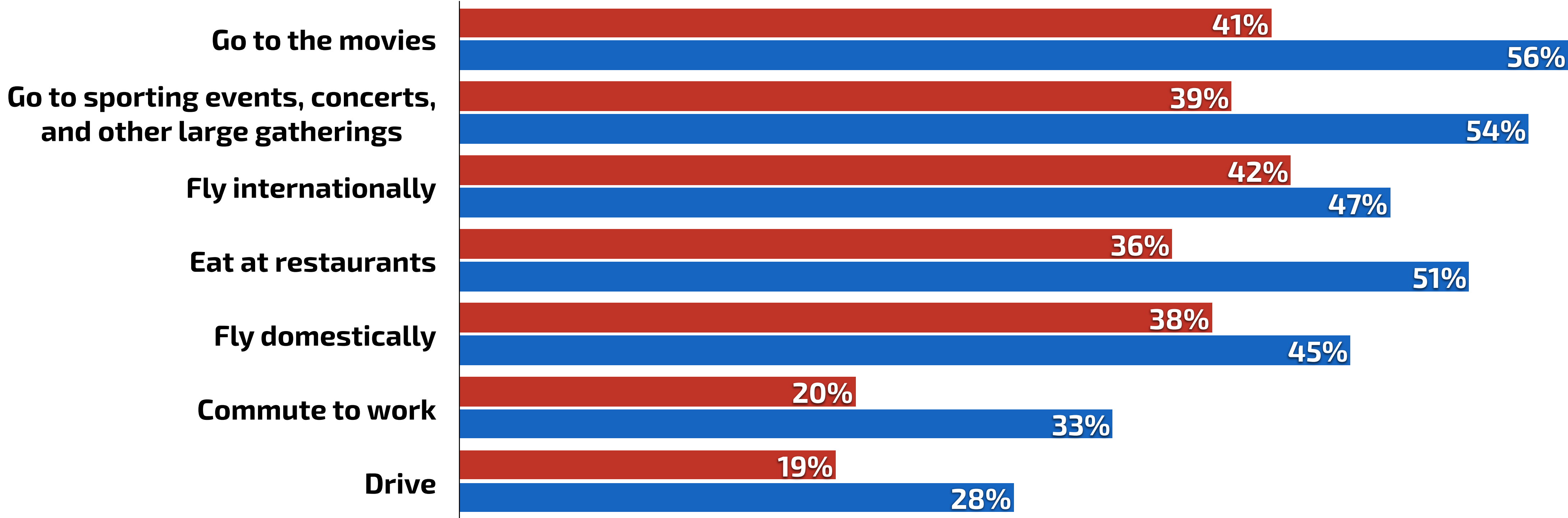
N = 1,050 RV nationwide, fielded March 18-21, 2022

Compared To Before Pandemic, Democrats Doing Many Activities Less Than Republicans

Q. March 11, 2022 commemorated 2 years since the World Health Organization declared COVID-19 a pandemic. Compared to before the pandemic, do you do each of the following more, less, or about the same?

[% Answering Much / Somewhat Less]

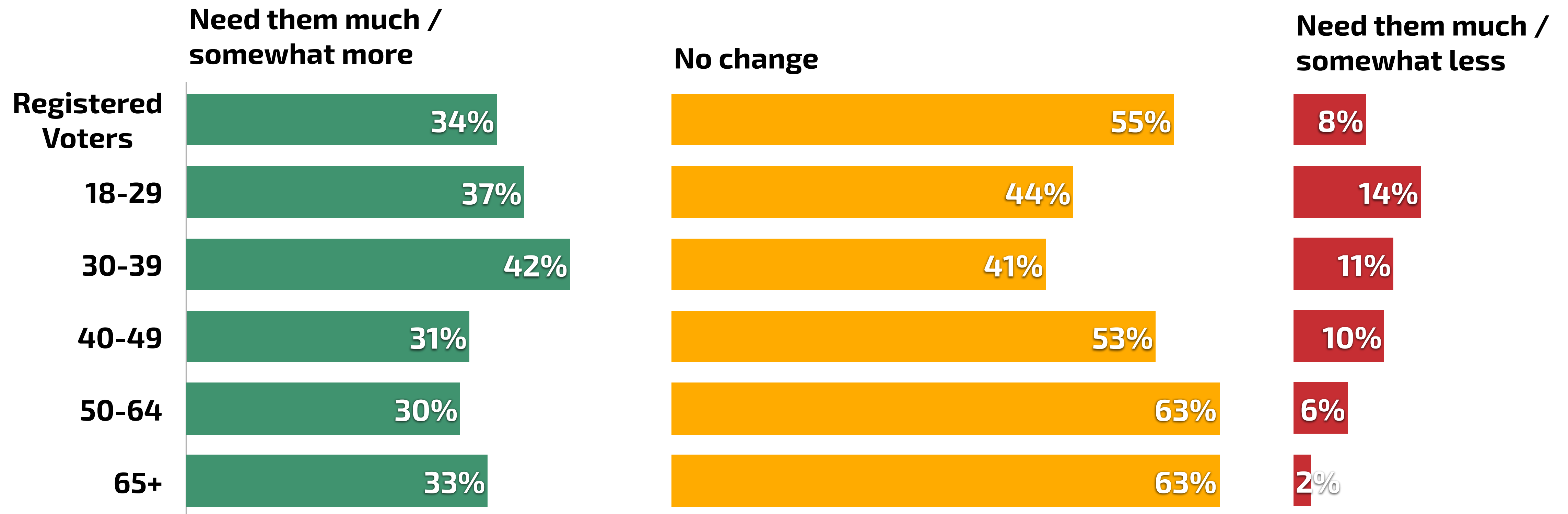
■ GOP + Lean ■ Dem + Lean



N = 1,050 RV nationwide, fielded March 18-21, 2022

More Older Voters Report No Change In How Much They Need Friends And Family

Q. Thinking about the 2+ years of the COVID-19 pandemic, do you feel like you need your friends and family more, less, or has there been no change?



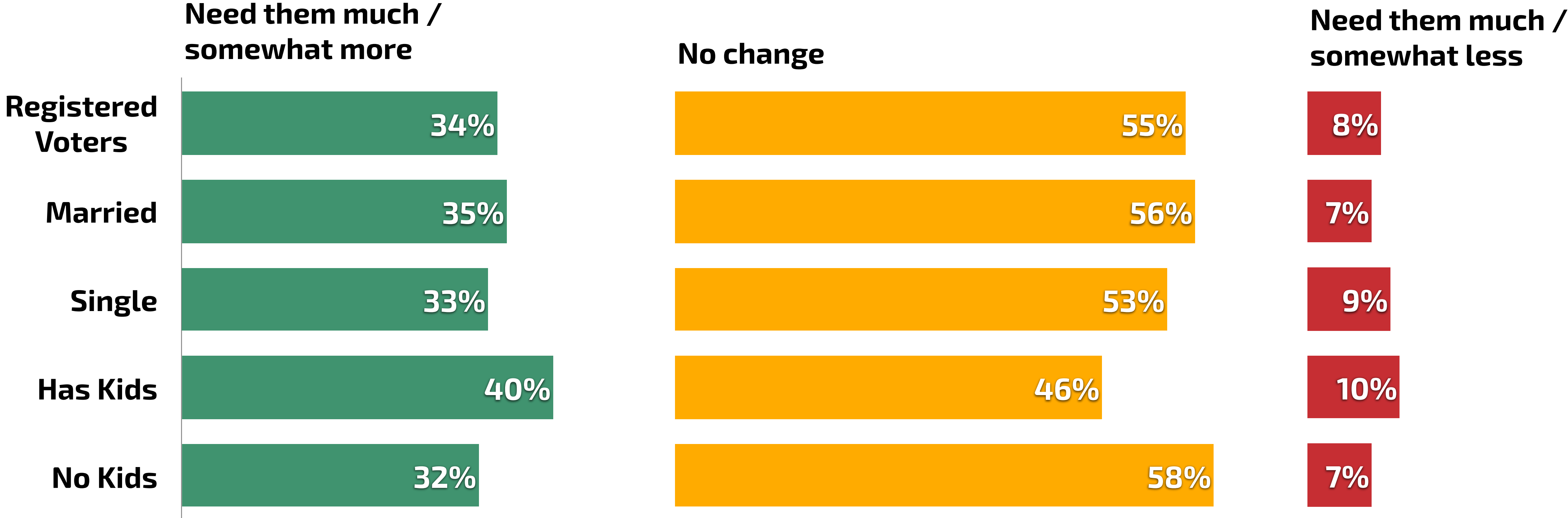
Note: Unsure not shown



N = 1,050 RV nationwide, fielded March 18-21, 2022

4 In 10 Parents Feel That They Need Friends And Family More

Q. Thinking about the 2+ years of the COVID-19 pandemic, do you feel like you need your friends and family more, less, or has there been no change?



Note: Unsure not shown

N = 1,050 RV nationwide, fielded March 18-21, 2022

More Vaxxed Voters Feel They Need Friends And Family More

Q. Thinking about the 2+ years of the COVID-19 pandemic, do you feel like you need your friends and family more, less, or has there been no change?

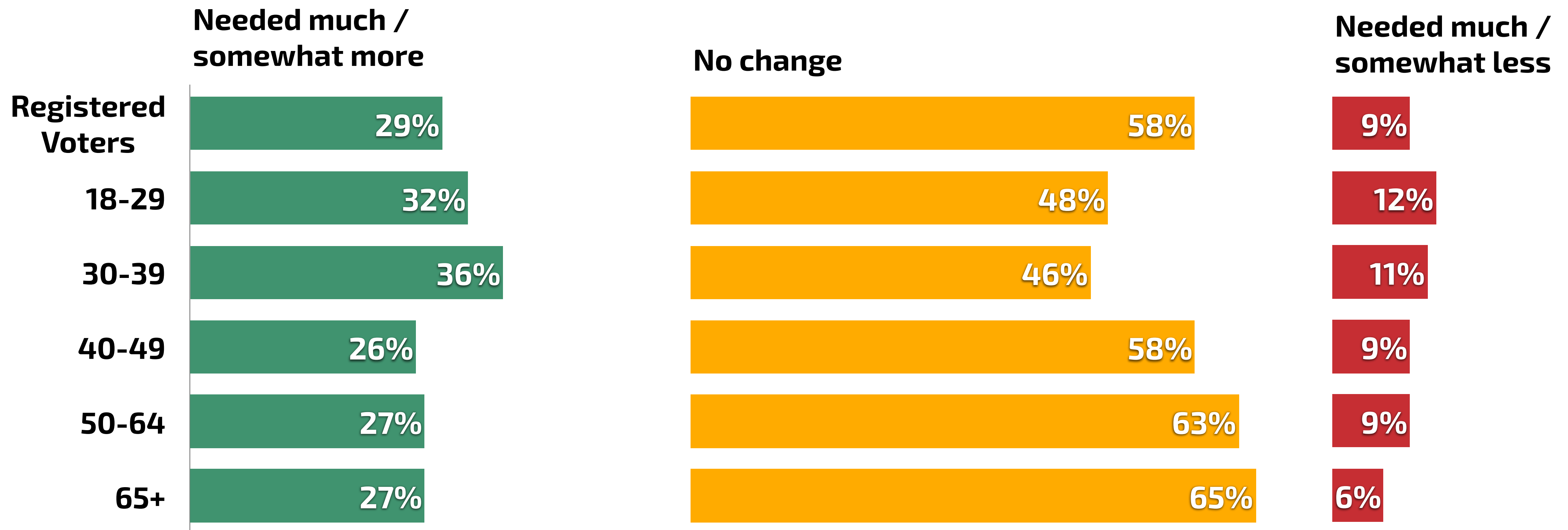


Note: Unsure not shown

N = 1,050 RV nationwide, fielded March 18-21, 2022

Slightly More Younger Voters Feel That They Are Needed Less By Friends And Family

Q. Thinking about the 2+ years of the COVID-19 pandemic, do you feel like you are needed more or needed less by your friends and family, or has there been no change?



Note: Unsure not shown



N = 1,050 RV nationwide, fielded March 18-21, 2022



**Verified Voter
Omnibus**

Your questions answered by real voters

Beyond our own public releases, the Verified Voter Omnibus is a resource companies and organizations can use to answer mission-critical questions through add-on questions to the monthly survey. It's the perfect tool for tracking a few core questions over time or gathering that one bit of crucial public opinion data you need right now.

By adding on to the Verified Voter Omnibus, you'll receive:

- **Hands-on assistance with drafting your questions**
- **Full topline and crosstabs with key political trends questions included**
- **A customized slide deck with your results**

Contact omnibus@echeloninsights.com for more information.





ECHELON
INSIGHTS

