



Trump, Biden, And DeSantis Election Likelihood

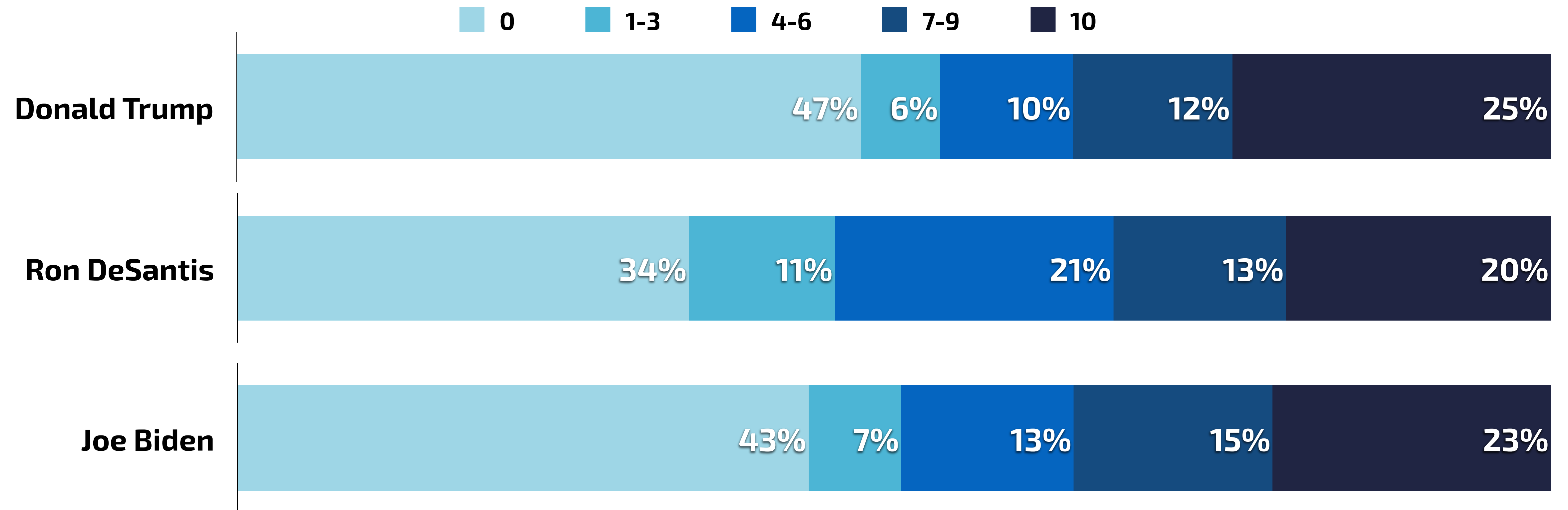
Verified Voter Omnibus Survey

N = 1,023 Voters in the 2024 Likely Electorate (LV),
Nationwide
Field Dates: February 21-23, 2023



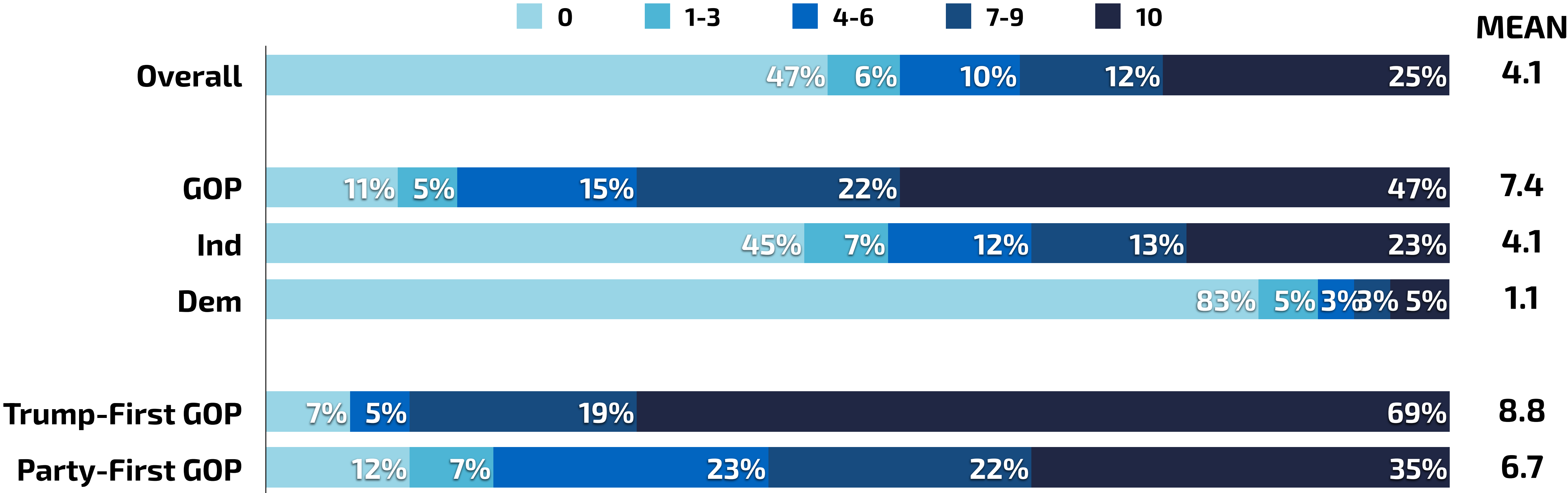
Fewer Voters Are Likely To Say They Definitely Will Not Vote For DeSantis (34%) Than Trump (47%) Or Biden (43%), But Are More Likely To Be On The Fence About DeSantis

Q. On a scale of 0 to 10, where a 0 means you definitely will not vote for ... in 2024 and a 10 means you definitely will vote for ... in 2024, how likely are you to vote to re-/elect ...?



Trump-First Republicans (69%) Much More Likely Than Party-First Republicans (35%) To Say They Will Definitely Vote For Trump In 2024

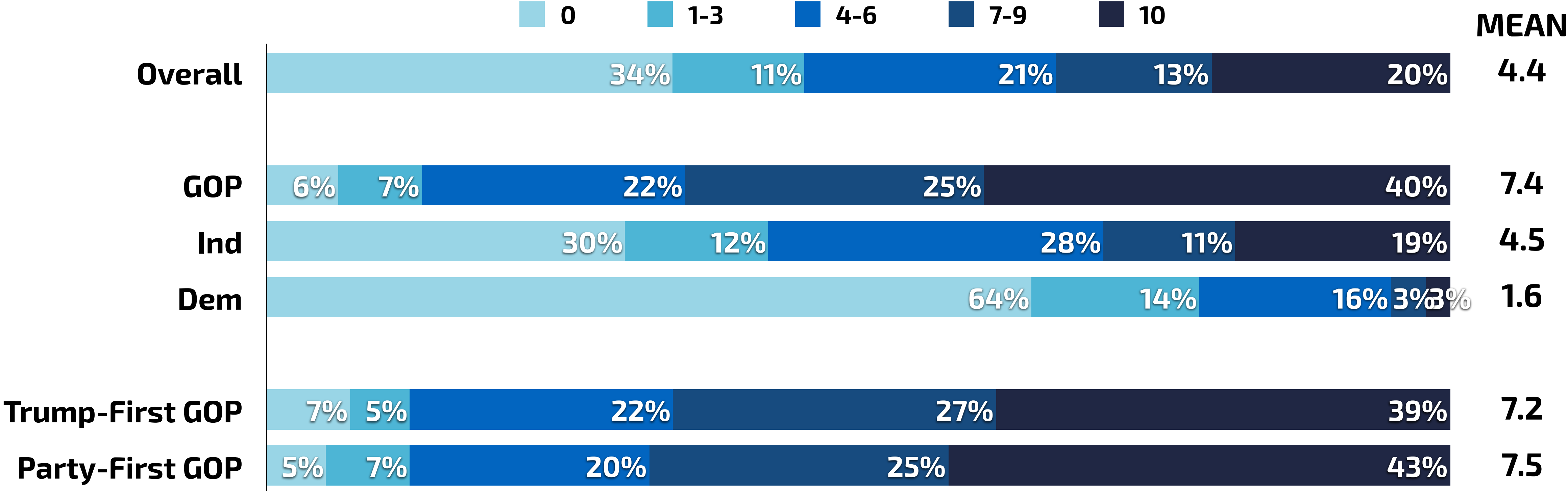
Q. On a scale of 0 to 10, where a 0 means you definitely will not vote for Donald Trump in 2024 and a 10 means you definitely will vote for Donald Trump in 2024, how likely are you to vote to re-elect Donald Trump?



N = 1,023 Voters in the 2024 Likely Electorate nationwide, fielded February 21-23, 2023

Trump-First (39%) And Party-First (43%) Republicans Similarly Likely To Say They Definitely Will Vote For DeSantis In 2024

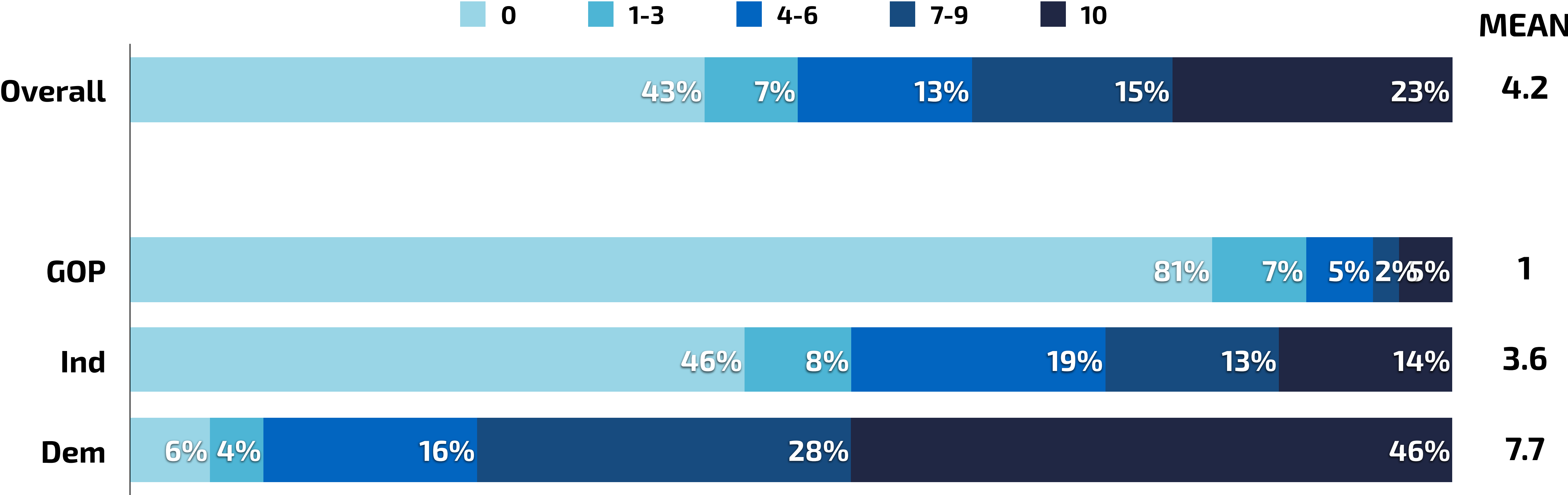
Q. On a scale of 0 to 10, where a 0 means you definitely will not vote for Ron DeSantis in 2024 and a 10 means you definitely will vote for Ron DeSantis in 2024, how likely are you to vote to elect Ron DeSantis?



N = 1,023 Voters in the 2024 Likely Electorate nationwide, fielded February 21-23, 2023

43% Of Voters Say They Will Definitely Not Vote To Reelect Biden In 2024, 23% Say They Definitely Will

Q. On a scale of 0 to 10, where a 0 means you definitely will not vote for Joe Biden in 2024 and a 10 means you definitely will vote for Joe Biden in 2024, how likely are you to vote to re-elect Joe Biden?



N = 1,023 Voters in the 2024 Likely Electorate nationwide, fielded February 21-23, 2023



ECHELON
INSIGHTS

