



COVID-19 Update

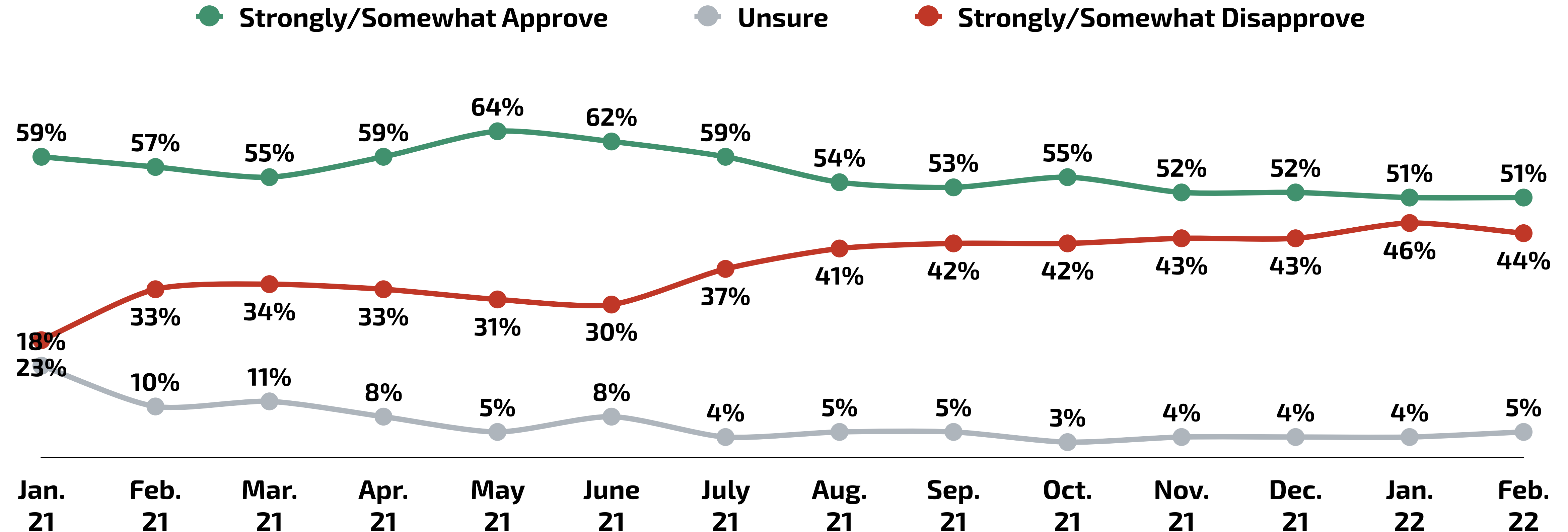
Verified Voter Omnibus Survey

N = 1,078 Registered Voters
Fielded February 19 - February 23, 2022



Biden COVID-19 Disapproval Ticks Down In February

Q. Do you approve or disapprove of how Joe Biden is handling the spread of the coronavirus in the United States?



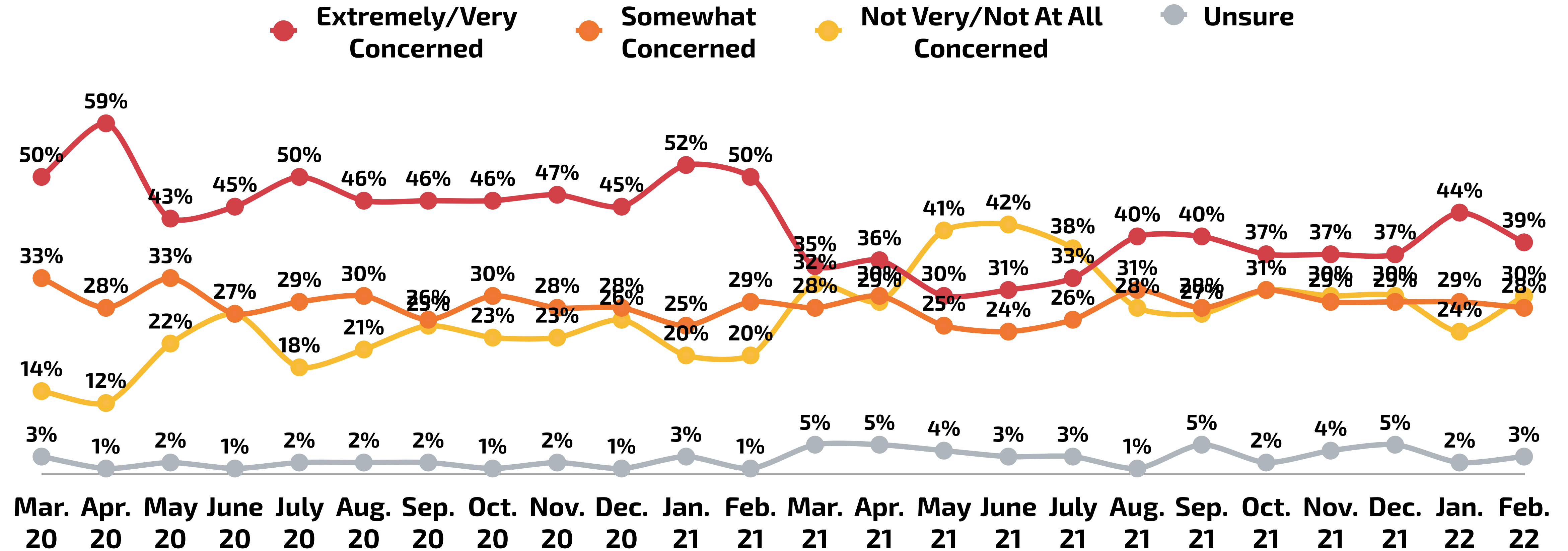
N = 1,078 RV nationwide, fielded February 19-23, 2022

COVID-19 Trends



Coronavirus Concerns Decrease in February

Q. How personally concerned are you about the chances of you or someone in your family becoming infected with the coronavirus?



N = 1,078 RV nationwide, fielded February 19-23, 2022

Vaxxed Voters More Concerned About COVID Infection

Q. How personally concerned are you about the chances of you or someone in your family becoming infected with the coronavirus?

Extremely concerned Very concerned Somewhat concerned Not very concerned Not at all concerned Unsure

Registered Voters



Vaccinated



Will not get vaccinated

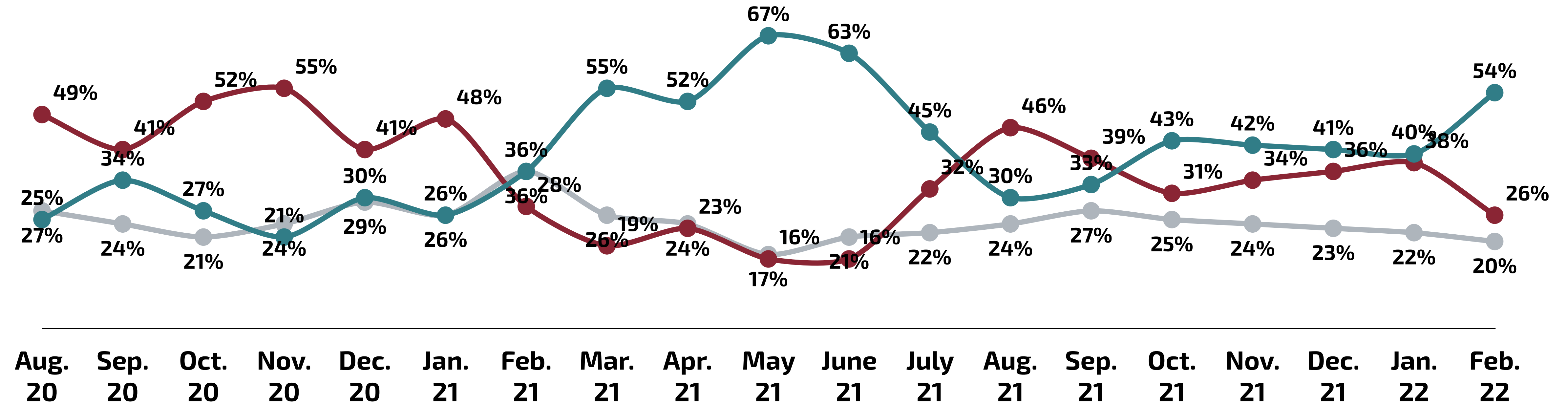


N = 1,078 RV nationwide, fielded February 19-23, 2022

Significant Increase In Feeling That “The Worst Is Behind Us”

Q. Which of the following best describes your feelings about the coronavirus outbreak in the United States?

● The worst is behind us ● The worst is yet to come ● Unsure

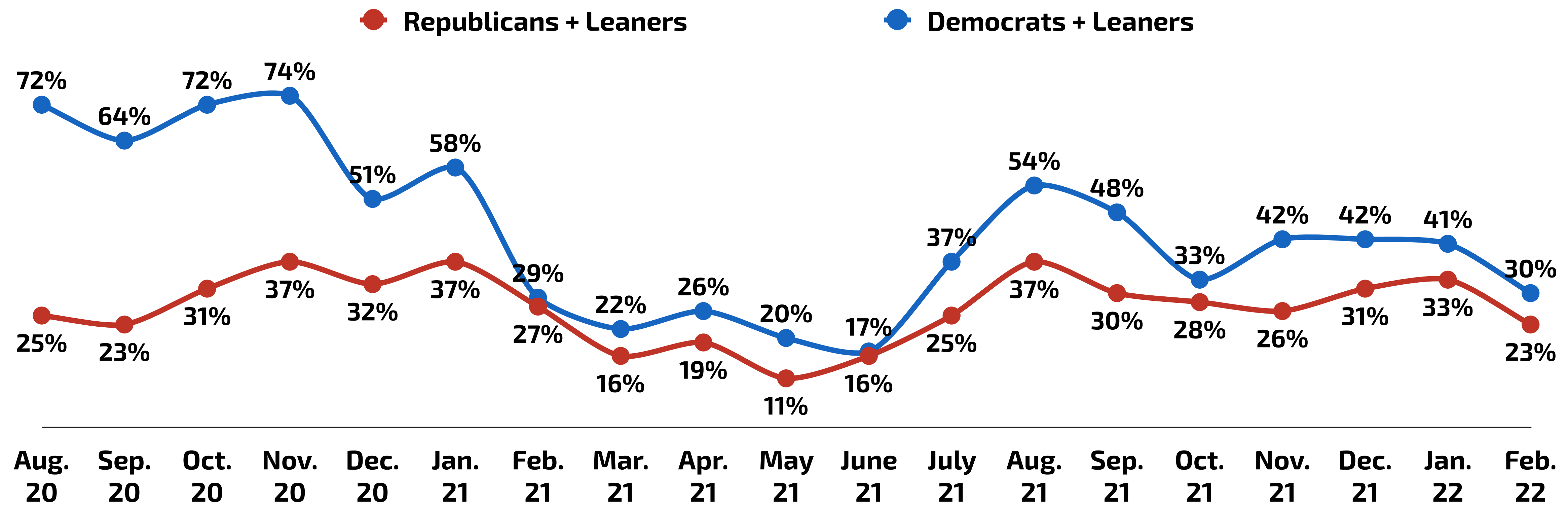


N = 1,078 RV nationwide, fielded February 19-23, 2022

“Worst Is Yet To Come” Drops Across Party Lines

Q. Which of the following best describes your feelings about the coronavirus outbreak in the United States?

% Worst Is Yet To Come



N = 1,078 RV nationwide, fielded February 19-23, 2022

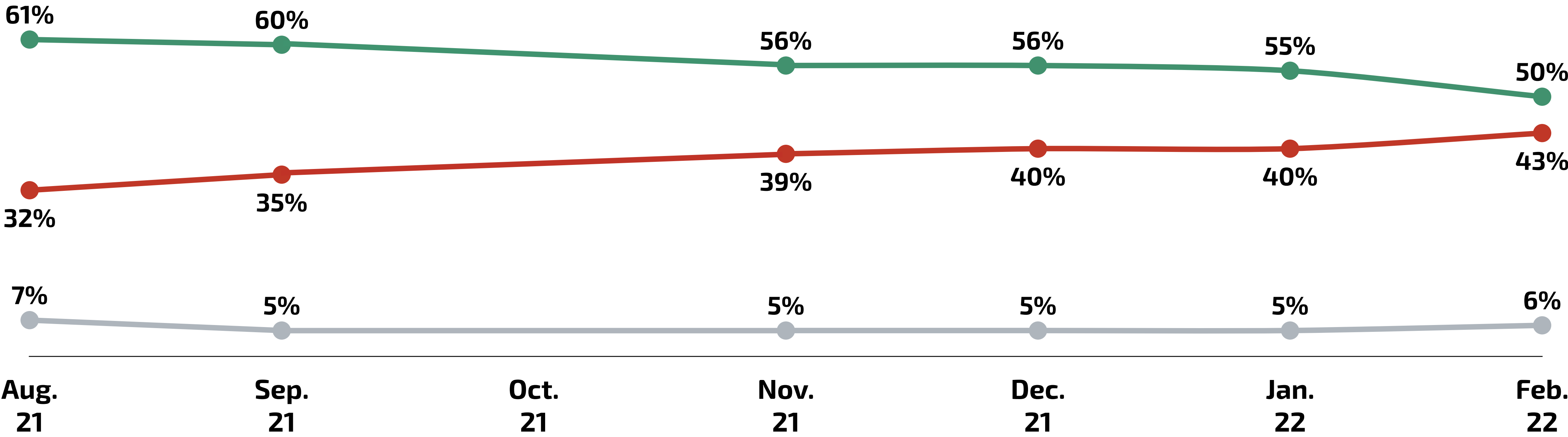
COVID-19 Vaccines



Support For Everyday Vaccine Mandates Declines

Q. Would you support or oppose mandating COVID-19 vaccines in order to do normal day-to-day activities again, like eating indoors at restaurants or going to the gym?

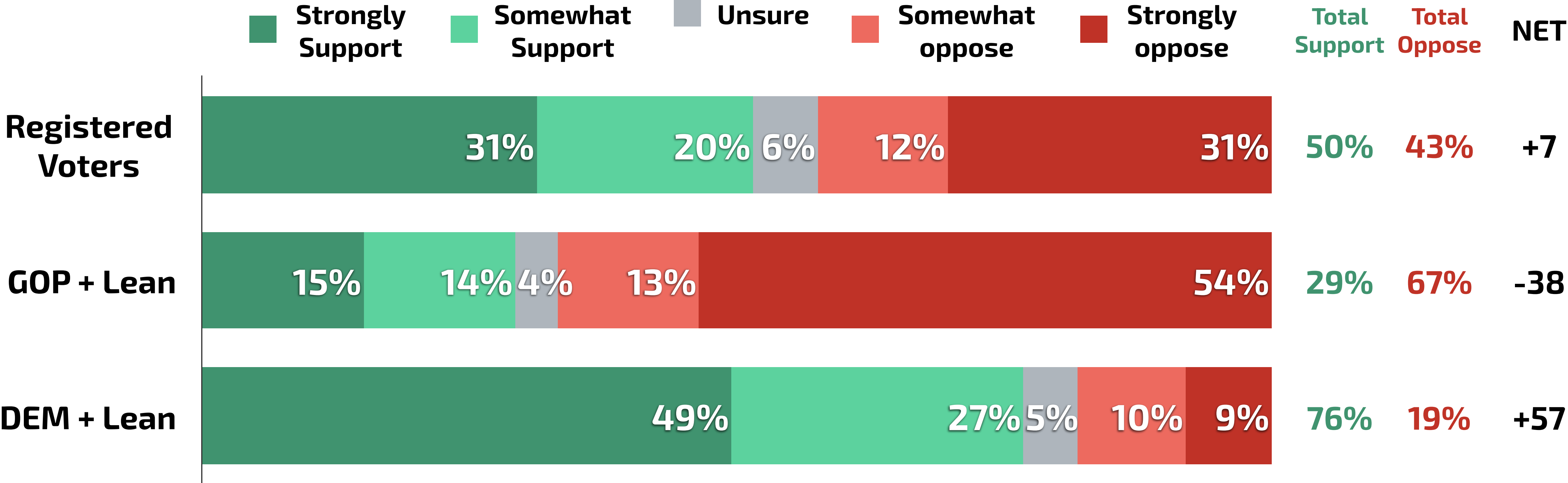
● Strongly/Somewhat Support ● Unsure ● Strongly/Somewhat Oppose



N = 1,078 RV nationwide, fielded February 19-23, 2022

Strong Partisan Divide On Vaccine Mandate For Everyday Activities

Q. Would you support or oppose mandating COVID-19 vaccines in order to do normal day-to-day activities again, like eating indoors at restaurants or going to the gym?

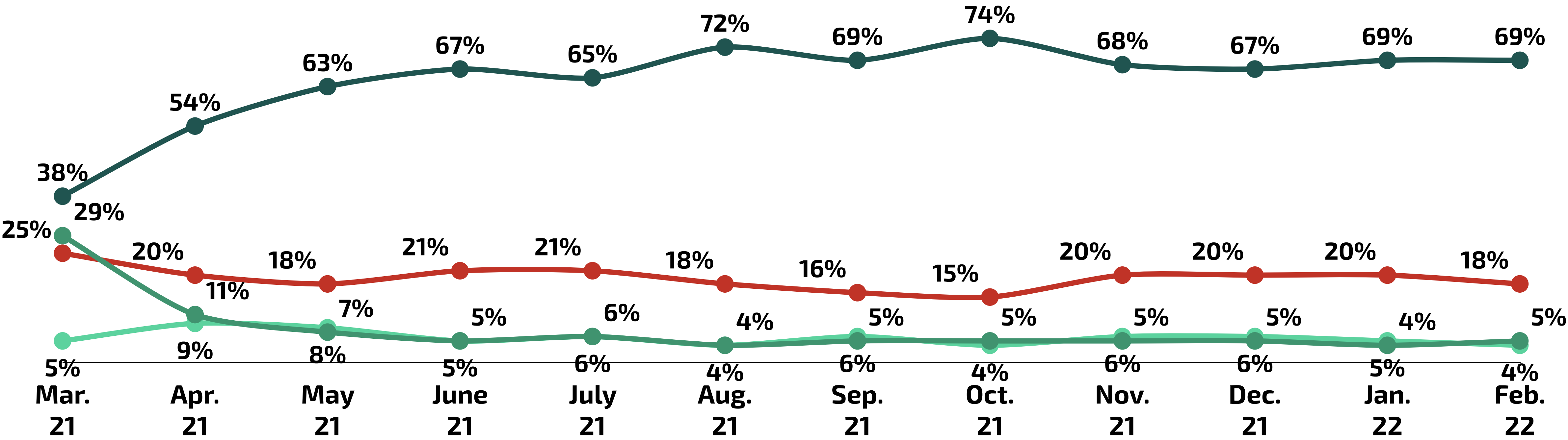


N = 1,078 RV nationwide, fielded February 19-23, 2022

Around 7 In 10 Voters Report Being Vaccinated

Q. Have you gotten or do you plan to get the COVID-19 vaccine?

- Yes, I have already gotten the vaccine
- Yes, as soon as possible
- Yes, but only after others have gotten it and it seems safe
- No, I probably won't



Note: "Yes, as soon as possible" was "Yes, as soon as I am eligible" in March and April; Unsure is not shown

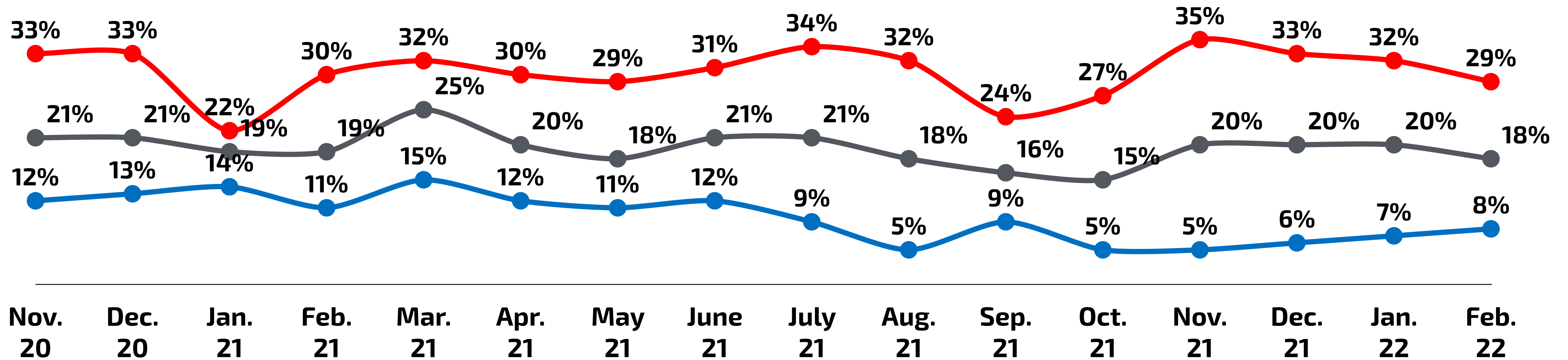
N = 1,078 RV nationwide, fielded February 19-23, 2022

Partisan Gap In Vaccine Refusal Decreases In February

Q. Have you gotten or do you plan to get the COVID-19 vaccine?

% No, I probably won't

● All Registered Voters ● Republicans ● Democrats



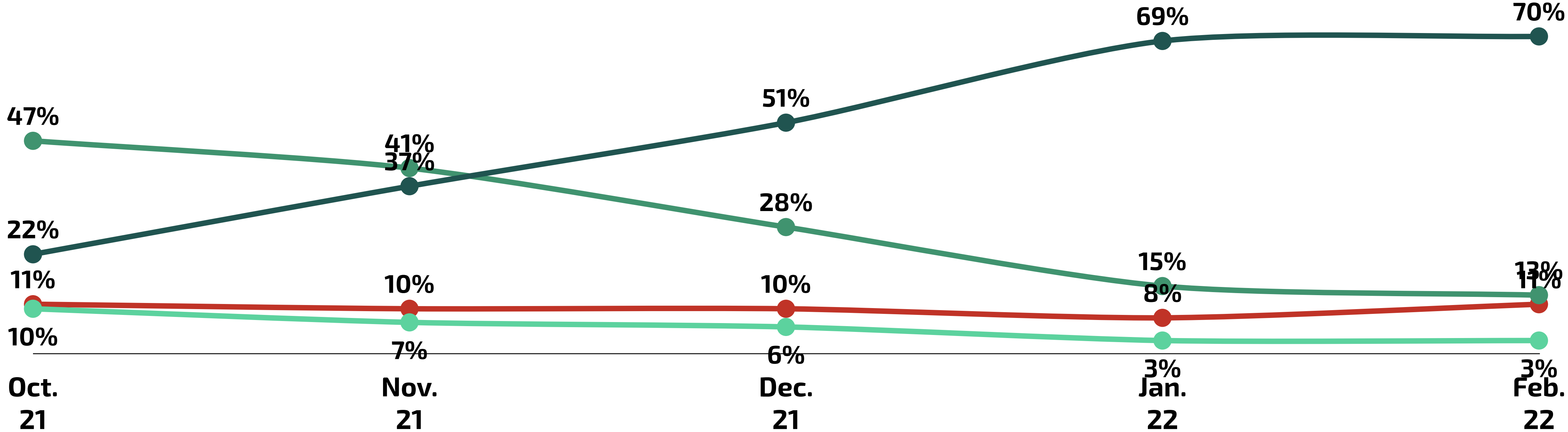
Note: Before January 2021, question wording was "If a COVID-19 vaccine is approved by the FDA and made available to the public, do you plan to get vaccinated?" Other response options changed slightly, but "No, I probably won't" remained the same.

N = 1,078 RV nationwide, fielded February 19-23, 2022

7 In 10 Vaccinated Voters Report Having Received Booster

Q. Have you gotten or do you plan to get the COVID-19 booster shot? [ASKED OF THOSE WHO SAY THEY ARE VACCINATED]

- Yes, I have already gotten the booster
- Yes, as soon as possible
- Yes, but only after others have gotten it and it seems safe
- No, I probably won't

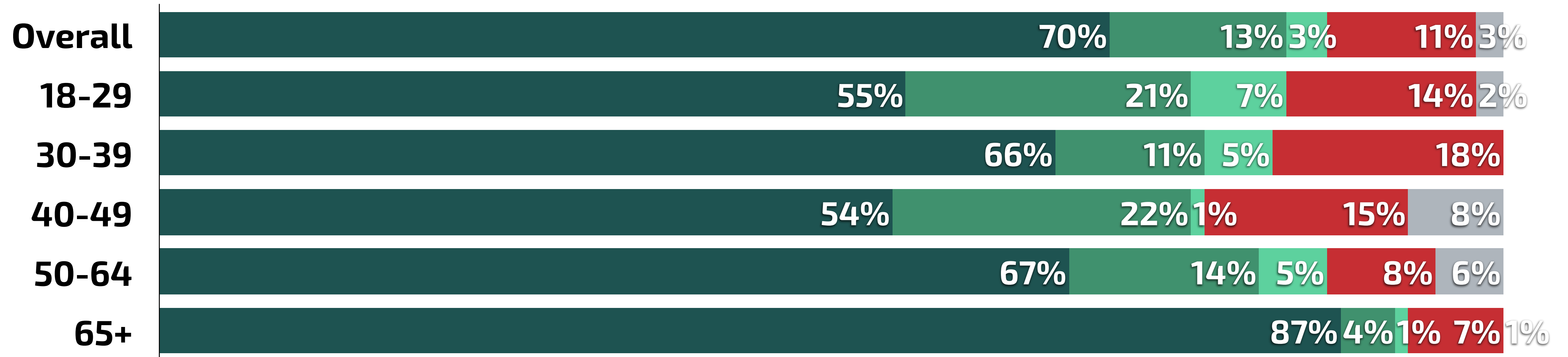


N = 1,078 RV nationwide, fielded February 19-23, 2022

Booster Rate Higher Among Older Vaccinated Voters

Q. Have you gotten or do you plan to get the COVID-19 booster shot? [ASKED OF THOSE WHO SAY THEY ARE VACCINATED]

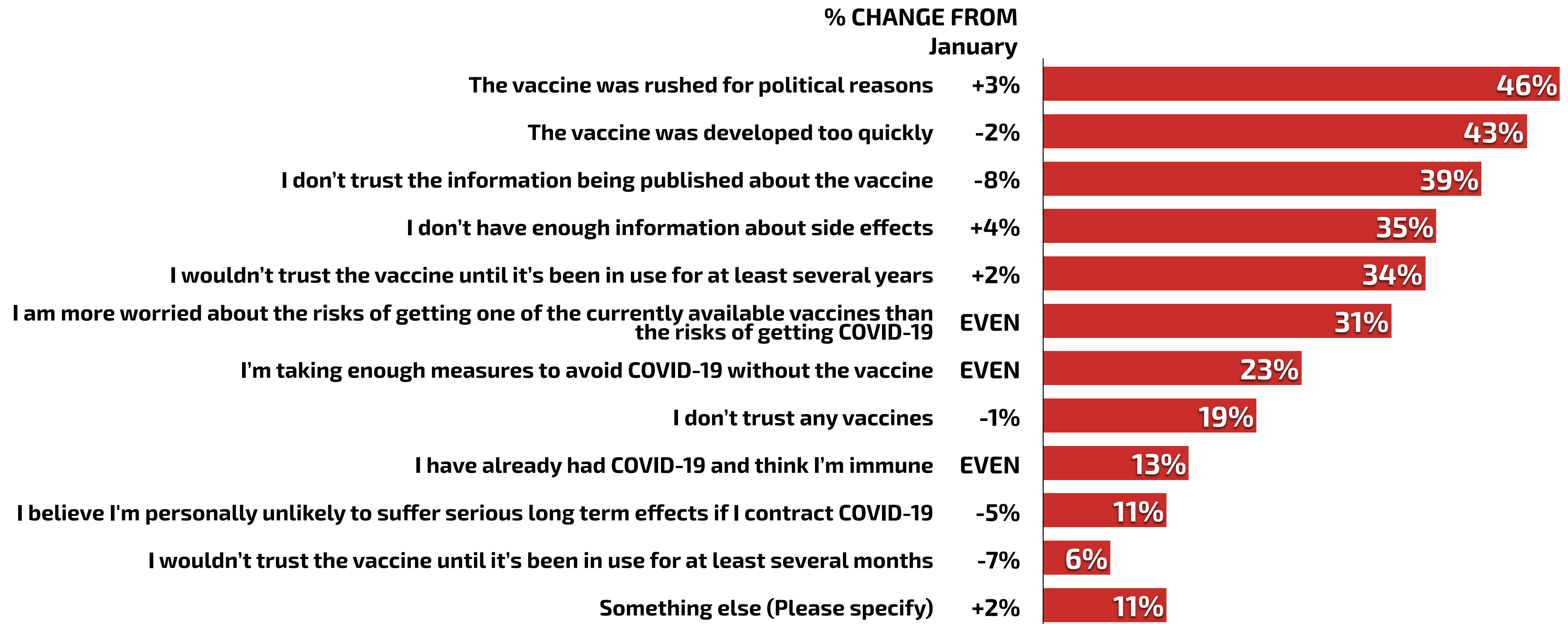
- Yes, I have already gotten the booster
- Yes, as soon as possible
- Yes, but only after others have gotten it and it seems safe
- No, I probably won't
- Unsure



N = 1,078 RV nationwide, fielded February 19-23, 2022

Mistrust Of Vaccine Info, Quick, Politically Rushed Development, Are Top Reasons For Vaccine Hesitancy In February

Q. What are the reasons you personally do not plan to get vaccinated or are unsure about getting vaccinated for COVID-19? Select all that apply. [ASKED OF THOSE WHY SAY THEY WON'T GET VACCINATED OR ARE UNSURE]



N = 1,078 RV nationwide, fielded February 19-23, 2022

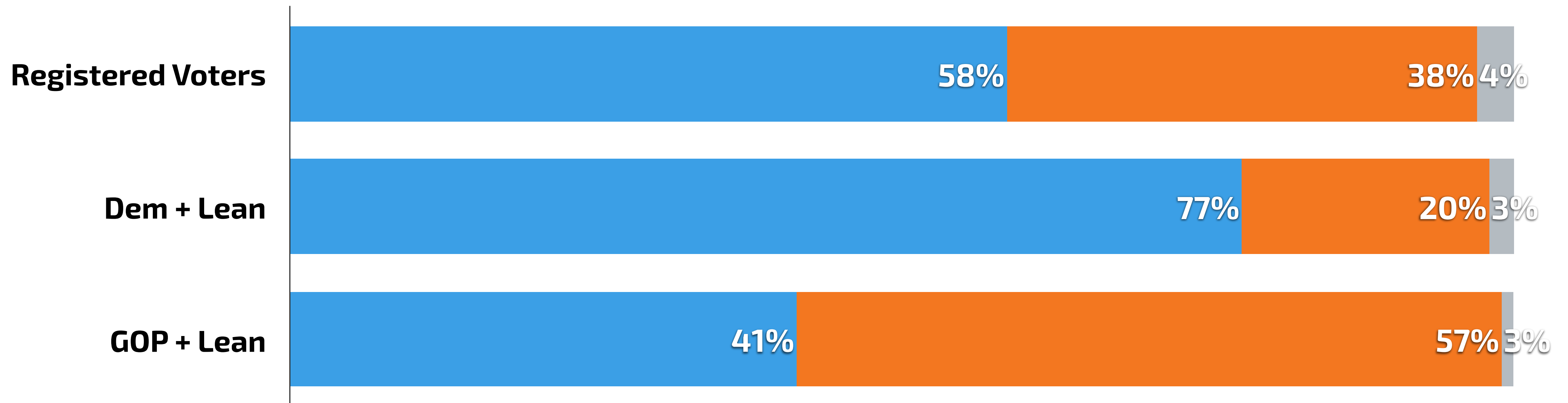
Returning To Normal



Big Partisan Divide in Views About What Normalcy Means

Q. With regards to the COVID-19 pandemic, which of the following comes closest to your view of what “getting back to normal” means? Getting back to normal means...

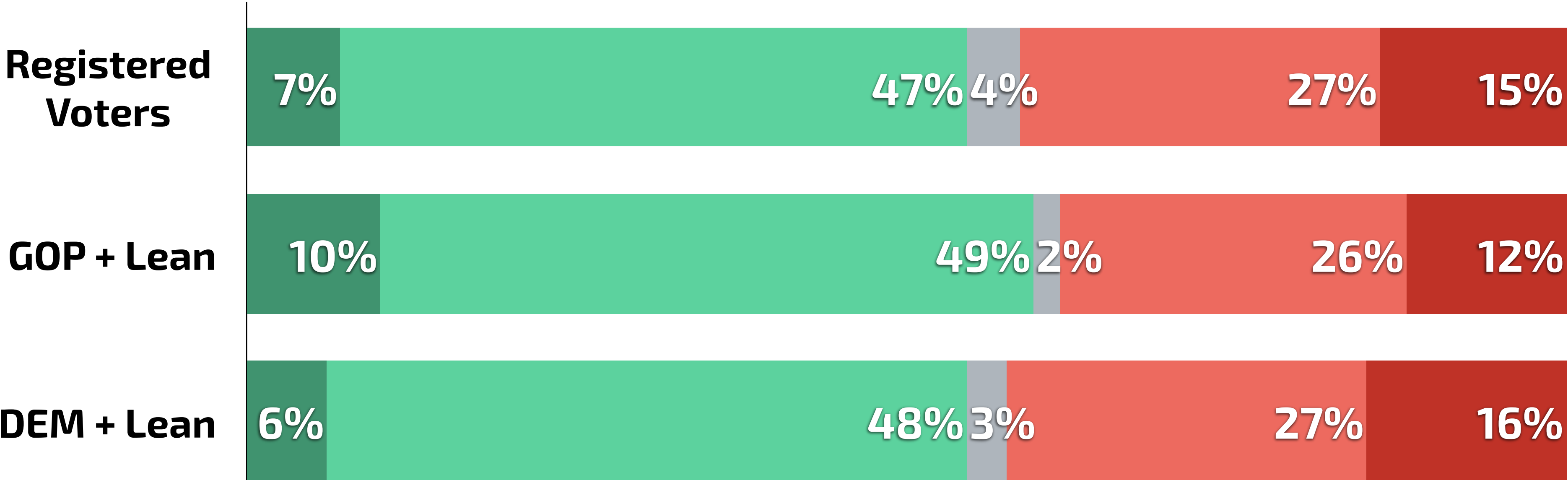
- Adjusting to some changes in the way we live going forward
- Going back to the way we lived before the pandemic
- Unsure



N = 1,078 RV nationwide, fielded February 19-23, 2022

Little Partisan Gap In Feeling A Return To Normal

Q. Compared to life before the COVID-19 pandemic, would you say that life in your area feels like it is...



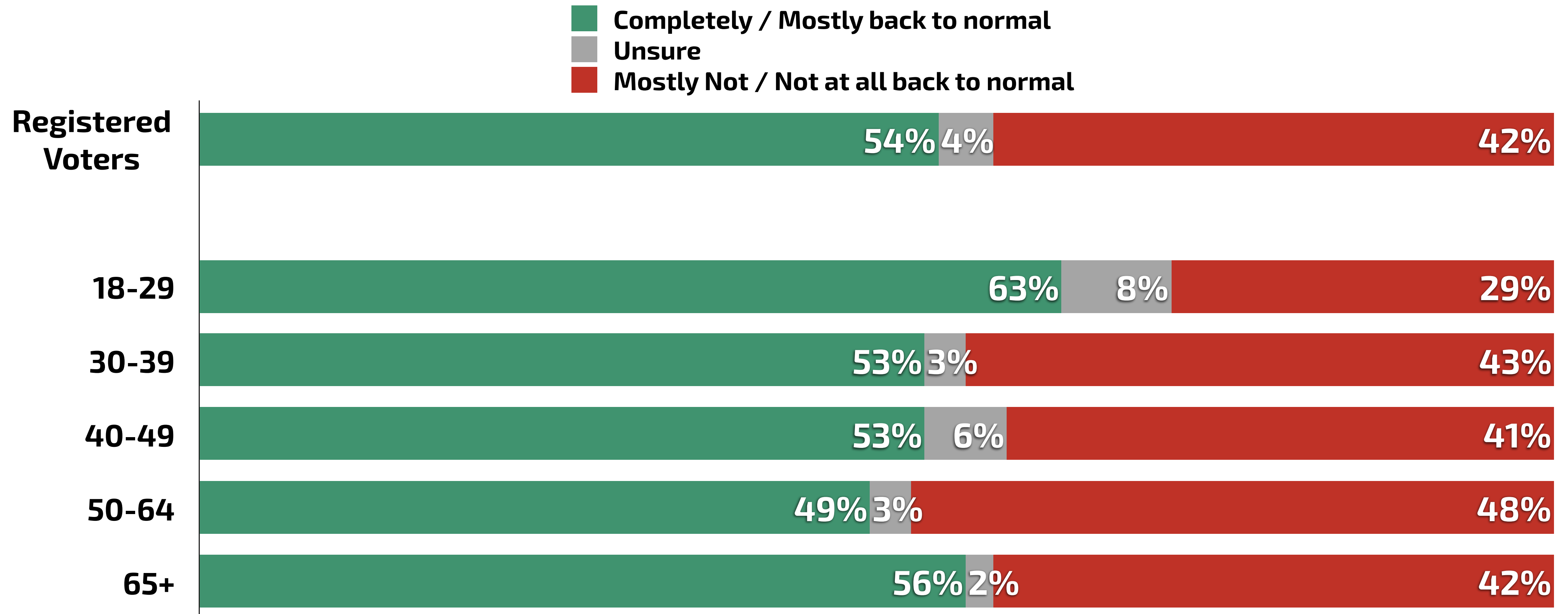
- Completely back to normal
- Mostly back to normal
- Unsure
- Mostly not back to normal
- Not at all back to normal



N = 1,078 RV nationwide, fielded February 19-23, 2022

More 18-29 Year Olds Feel A Return To Normalcy

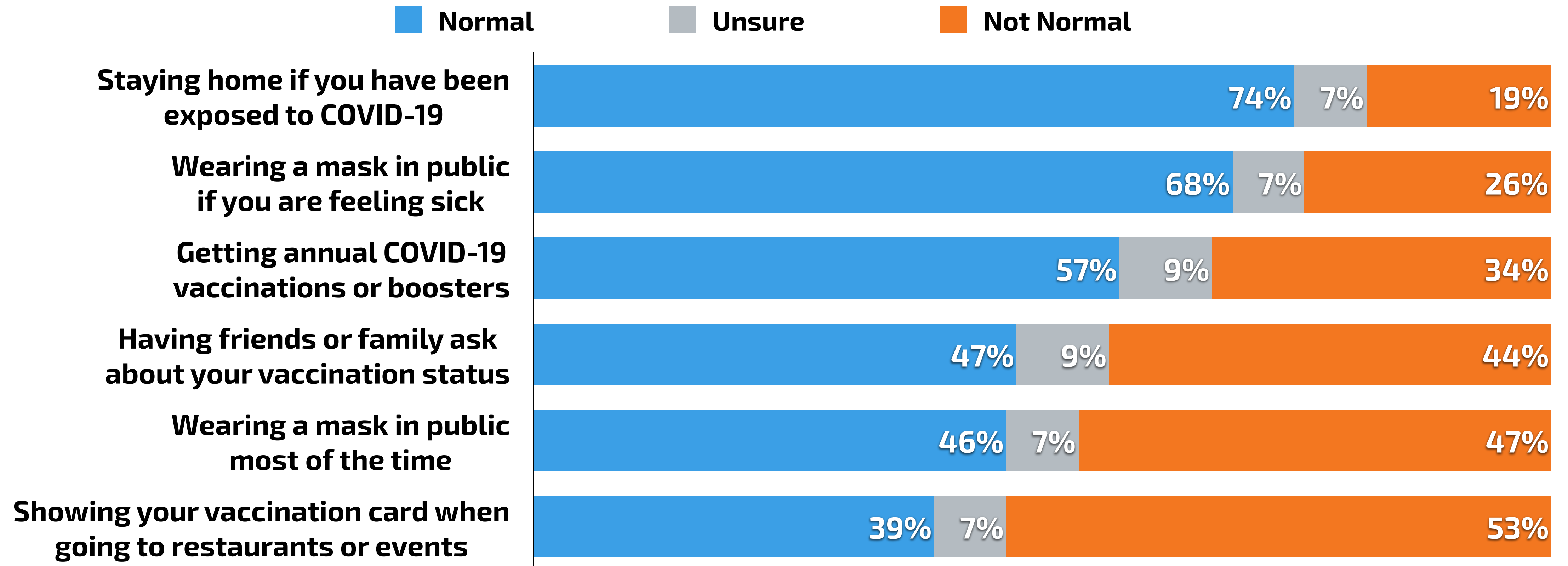
Q. Compared to life before the COVID-19 pandemic, would you say that life in your area feels like it is...



N = 1,078 RV nationwide, fielded February 19-23, 2022

Majority Consider Precautions Upon Sickness, COVID Exposure Normal Part Of Life; Showing Vaccine Card Considered Least Normal

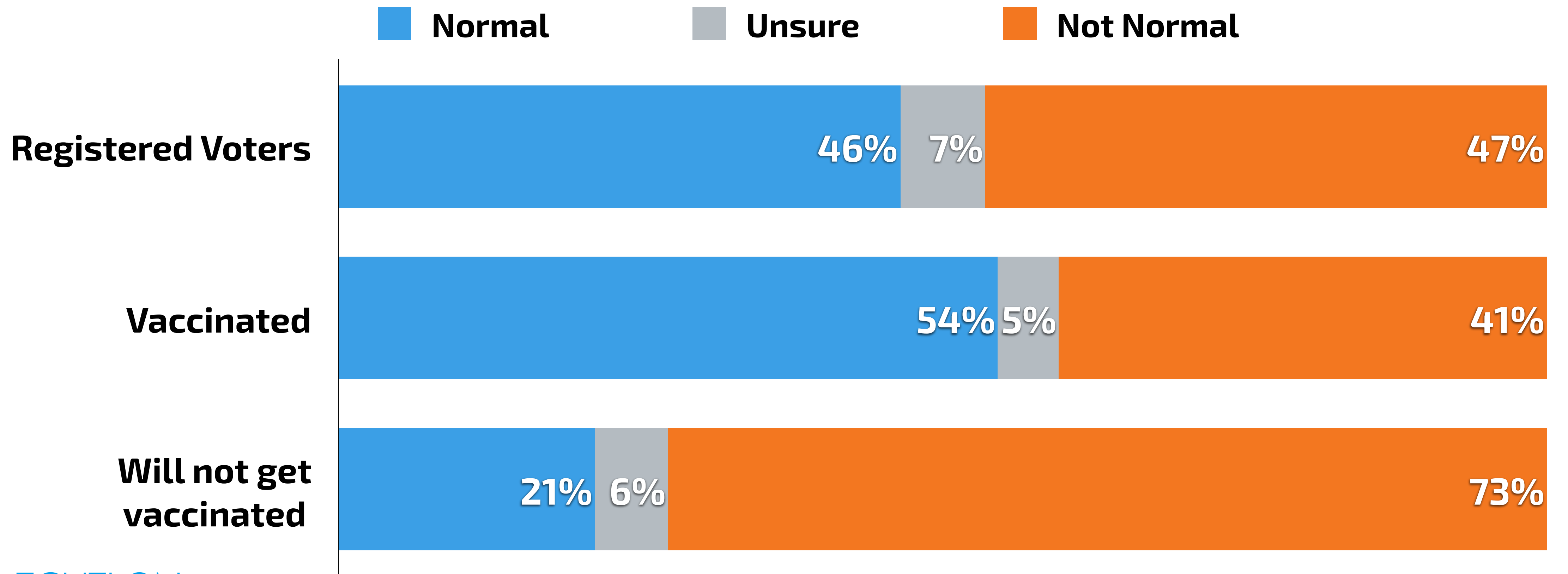
Q. Thinking about post-pandemic life, please indicate if you would consider each of the following to be a normal part of life or not.



N = 1,078 RV nationwide, fielded February 19-23, 2022

Majority of Vaxxed Voters Consider Regularly Masking In Public A Normal Part Of Life

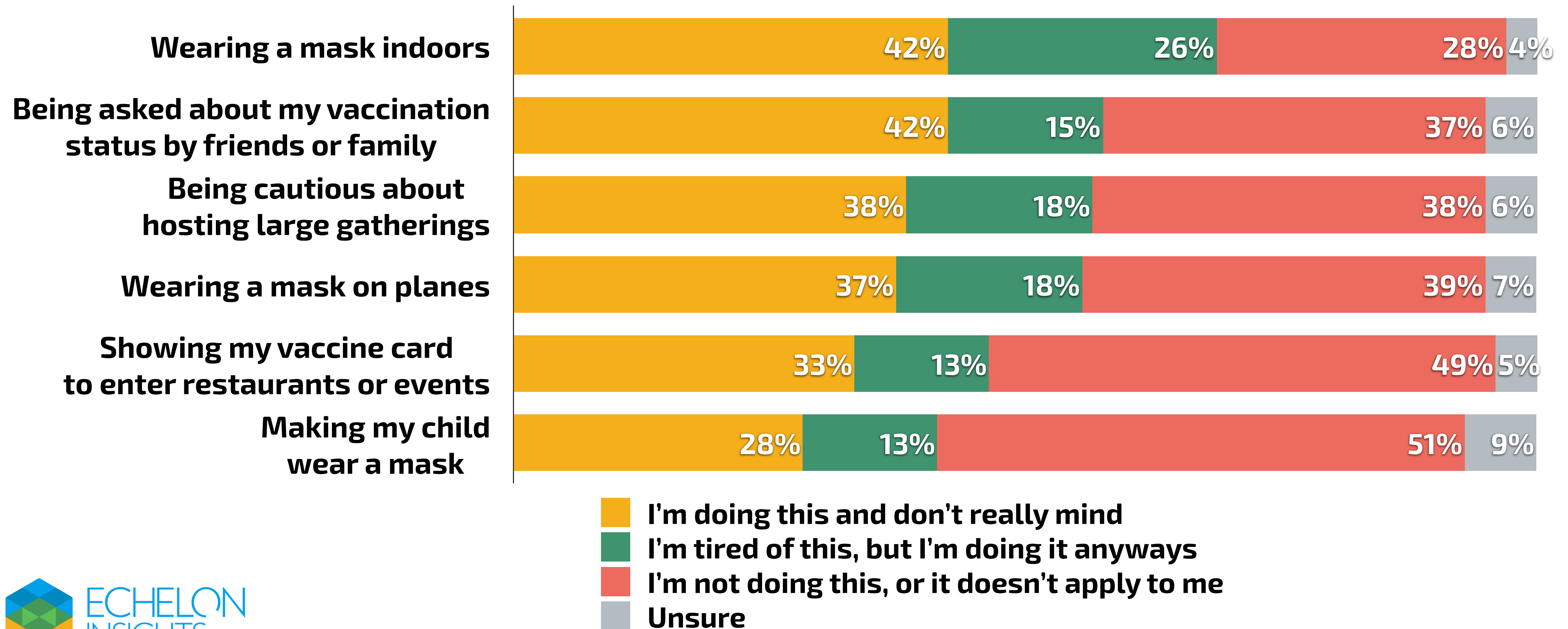
Q. Thinking about post-pandemic life, please indicate if you would consider each of the following to be a normal part of life or not. - Wearing a mask in public most of the time



N = 1,078 RV nationwide, fielded February 19-23, 2022

Most Voters Who Take Precautionary COVID Measures Are Not Tired Of Them

Q. Which of these best describes how you feel towards each of the following?



N = 1,078 RV nationwide, fielded February 19-23, 2022



**Verified Voter
Omnibus**

Your questions answered by real voters

Beyond our own public releases, the Verified Voter Omnibus is a resource companies and organizations can use to answer mission-critical questions through add-on questions to the monthly survey. It's the perfect tool for tracking a few core questions over time or gathering that one bit of crucial public opinion data you need right now.

By adding on to the Verified Voter Omnibus, you'll receive:

- **Hands-on assistance with drafting your questions**
- **Full topline and crosstabs with key political trends questions included**
- **A customized slide deck with your results**

Contact omnibus@echeloninsights.com for more information.





ECHELON
INSIGHTS

