ECHELON INSIGHTS

COVID-19 Update

Verified Voter Omnibus Survey

N = 1,001 Registered Voters, Nationwide
Field Dates: April 18-20, 2022



Biden COVID-19 Disapproval Steady In April, Approval Down One Point

Q. Do you approve or disapprove of how Joe Biden is handling the spread of the coronavirus in the United States?

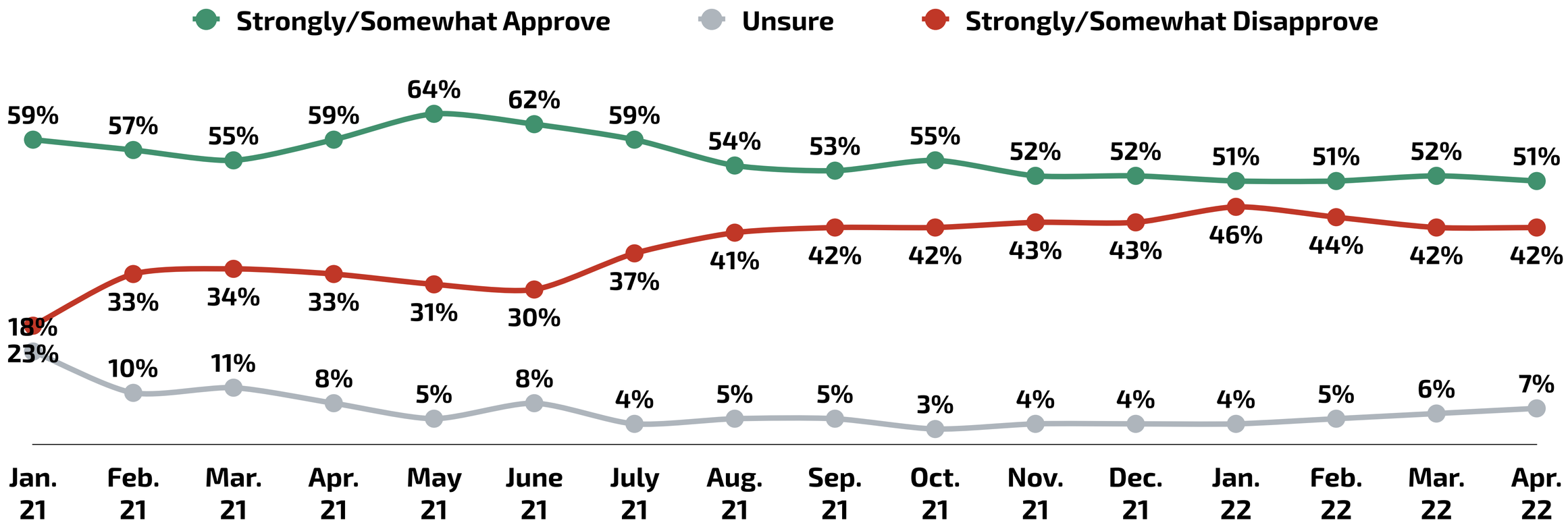

ECHELON INSIGHTS

N = 1,001 Registered Voters nationwide, fielded April 18-20, 2022

COVID-19 Trends

Coronavirus Concerns Continue Downward Trend Through April

Q. How personally concerned are you about the chances of you or someone in your family becoming infected with the coronavirus?

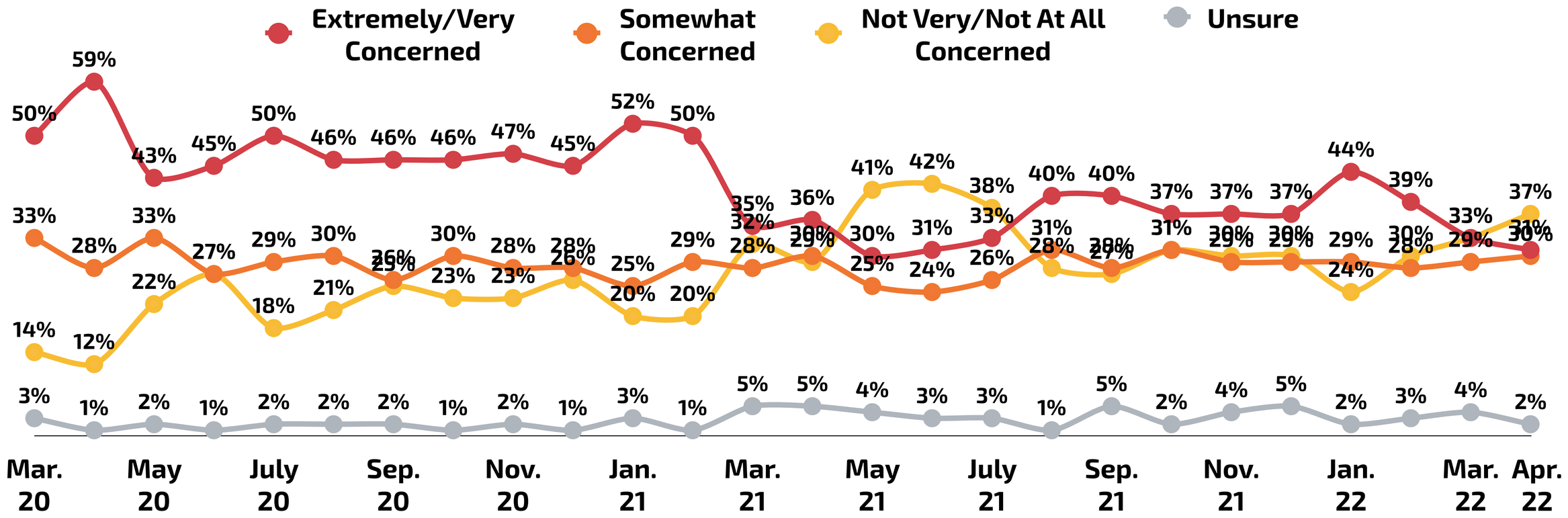

ECHELON INSIGHTS

N = 1,001 Registered Voters nationwide, fielded April 18-20, 2022

Vaxxed Voters More Concerned About COVID Infection

Q. How personally concerned are you about the chances of you or someone in your family becoming infected with the coronavirus?

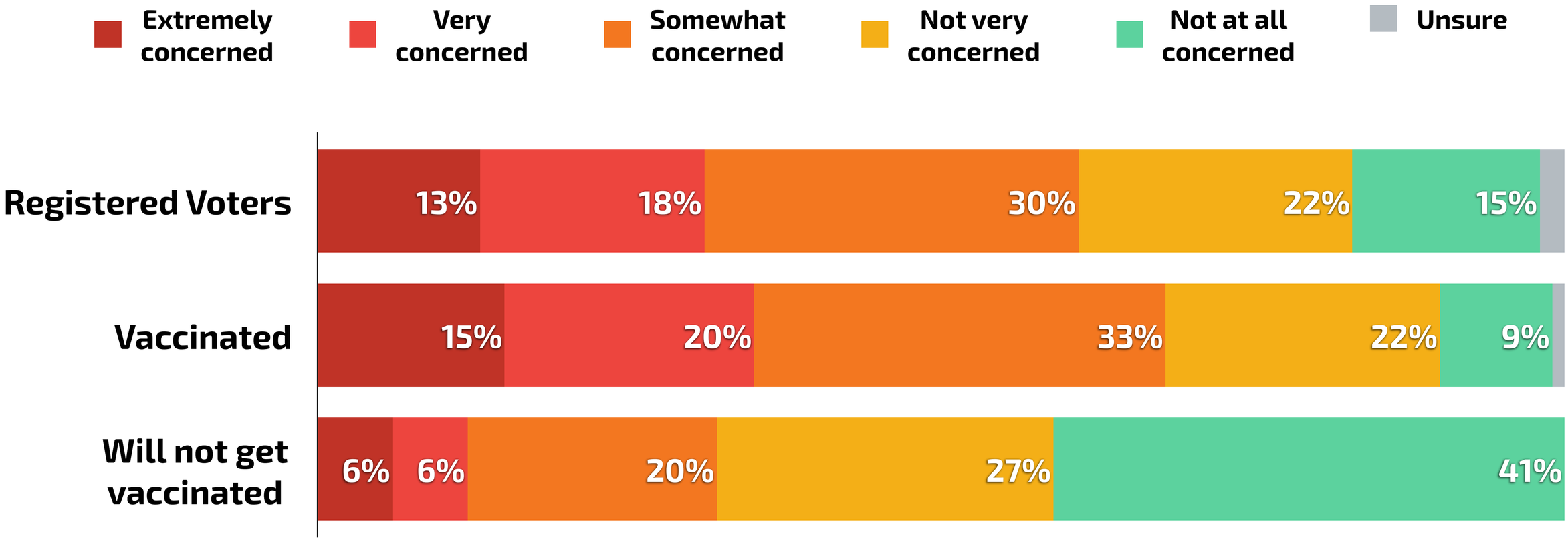

ECHELON INSIGHTS

N = 1,001 Registered Voters nationwide, fielded April 18-20, 2022

Coronavirus Concerns Continue To Decrease in April

Q. How personally concerned are you about the chances of you or someone in your family becoming infected with the coronavirus?

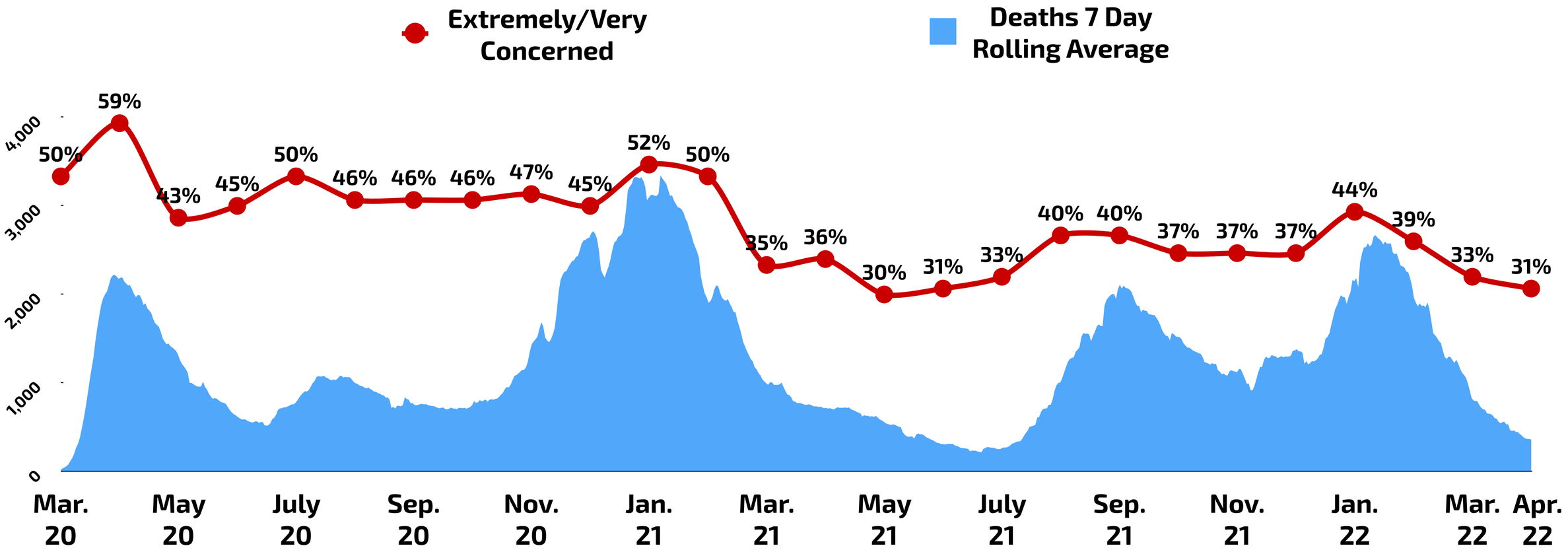

ECHELON INSIGHTS

N = 1,001 Registered Voters nationwide, fielded April 18-20, 2022

COVID-19 Cases and Deaths Data Source: The New York Times

Coronavirus Concerns Continue To Decrease in April

Q. How personally concerned are you about the chances of you or someone in your family becoming infected with the coronavirus?

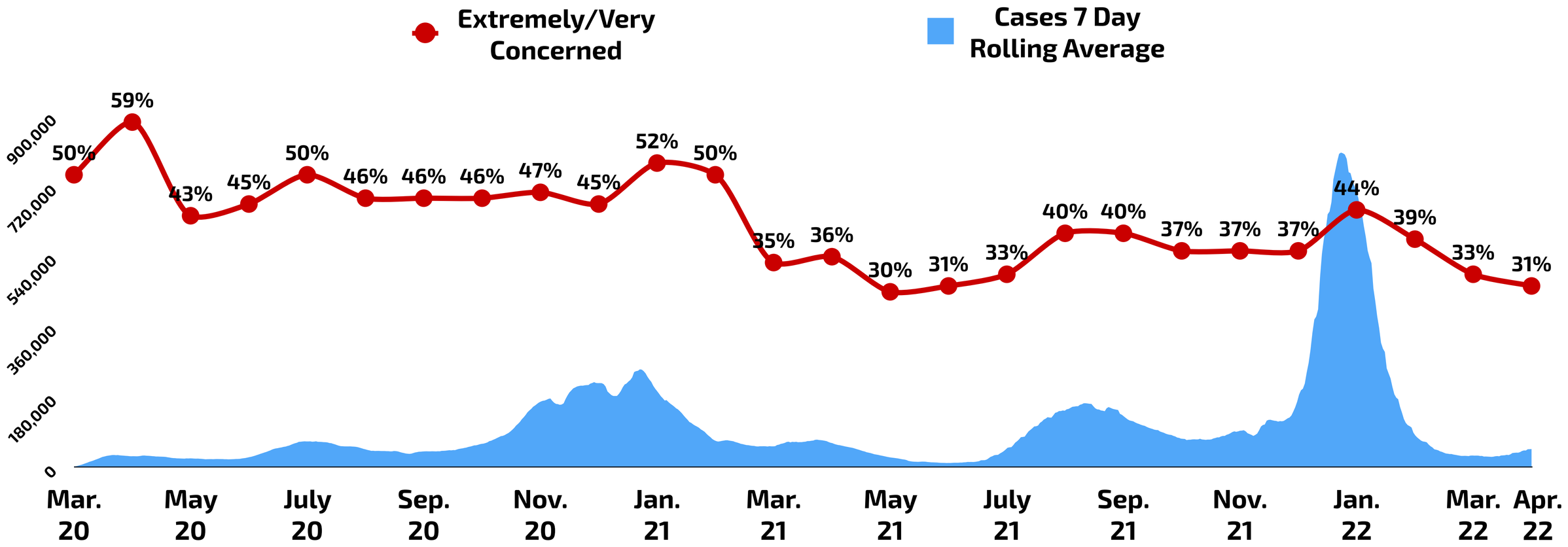

ECHELON INSIGHTS

N = 1,001 Registered Voters nationwide, fielded April 18-20, 2022

COVID-19 Cases and Deaths Data Source: The New York Times

Nearly 6 In 10 Believe "The Worst Is Behind Us"

Q. Which of the following best describes your feelings about the coronavirus outbreak in the United States?

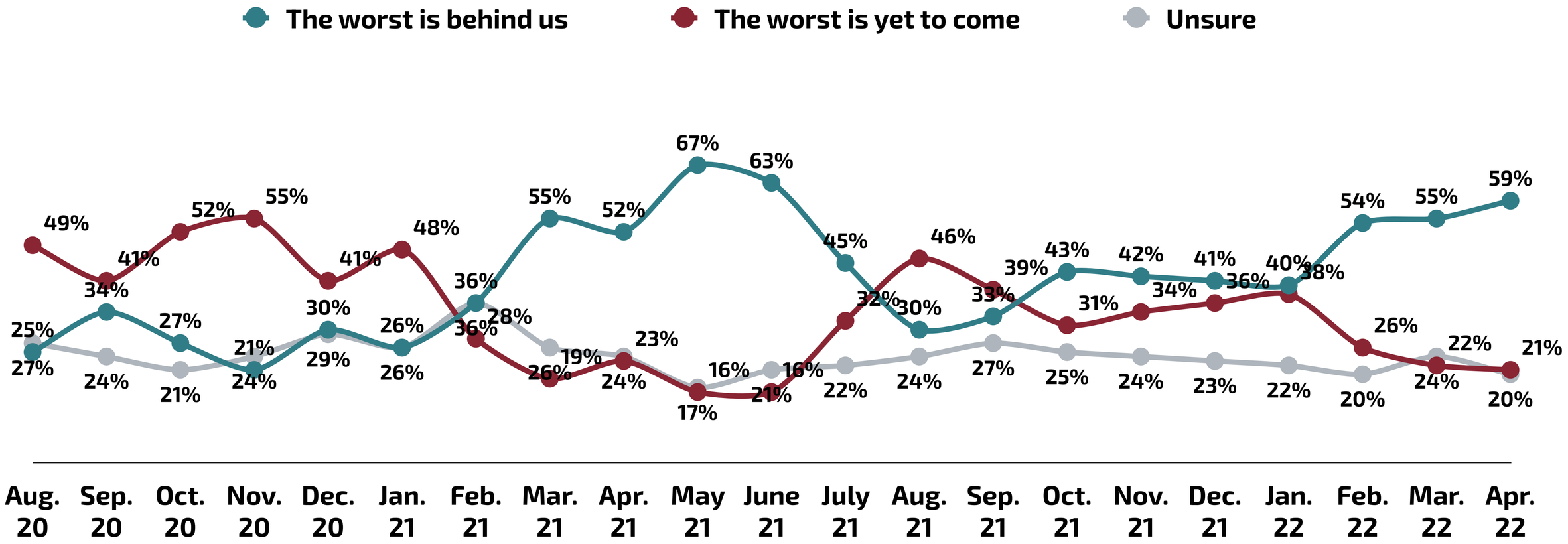

ECHELON INSIGHTS

N = 1,001 Registered Voters nationwide, fielded April 18-20, 2022

"Worst Is Yet To Come" Continues To Drop Across Party Lines

Q. Which of the following best describes your feelings about the coronavirus outbreak in the United States?

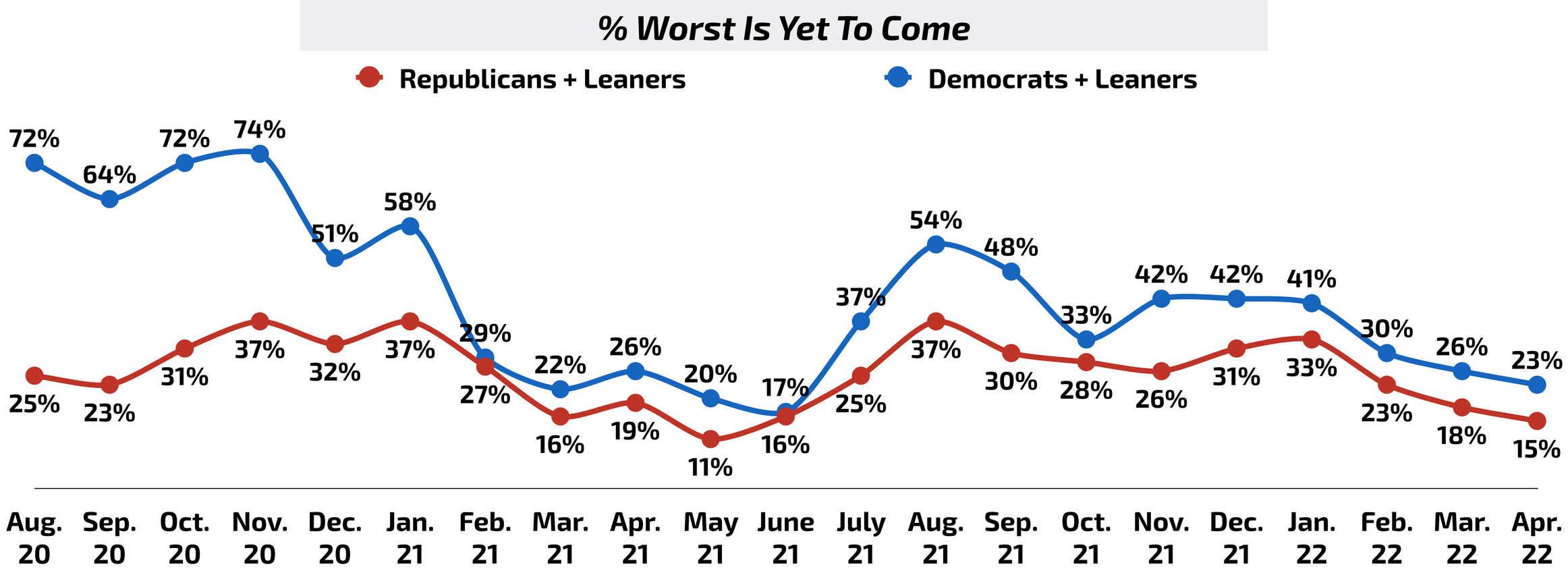

ECHELON INSIGHTS

N = 1,001 Registered Voters nationwide, fielded April 18-20, 2022

Only 21% Feel "Worst Is Yet To Come" As Average Cases Remain Below 50,000

Q. Which of the following best describes your feelings about the coronavirus outbreak in the United States?

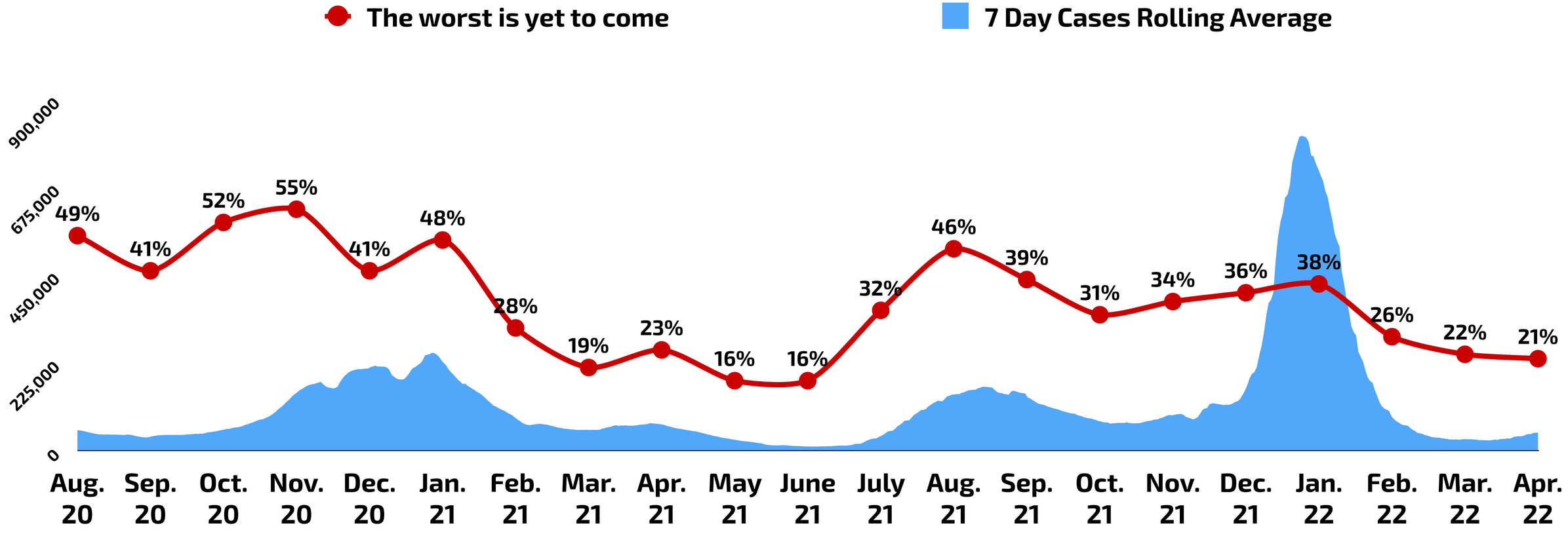

ECHELON INSIGHTS

N = 1,001 Registered Voters nationwide, fielded April 18-20, 2022

COVID-19 Cases and Deaths Data Source: The New York Times

More Voters Feel "The Worst Is Behind Us" As Cases Remain Low In April

Q. Which of the following best describes your feelings about the coronavirus outbreak in the United States?

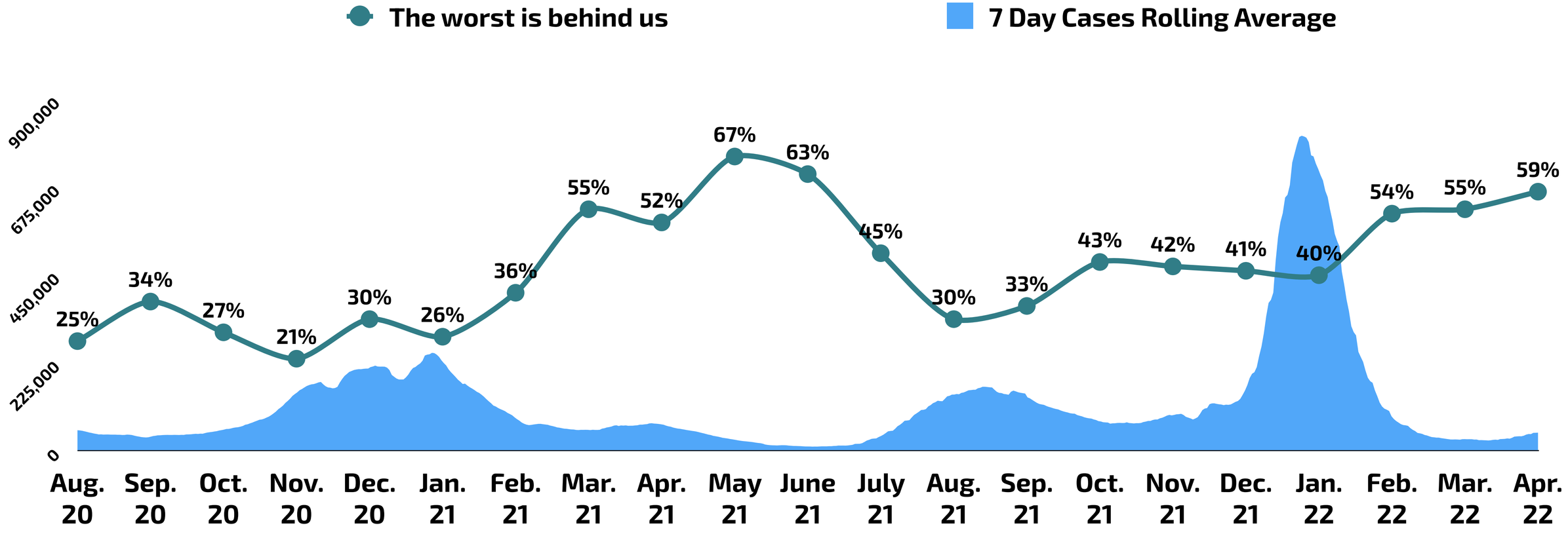

ECHELON INSIGHTS

N = 1,001 Registered Voters nationwide, fielded April 18-20, 2022

COVID-19 Cases and Deaths Data Source: The New York Times

Feelings That "The Worst Is Yet To Come" In Decline As COVID-Related Deaths Continue To Drop

Q. Which of the following best describes your feelings about the coronavirus outbreak in the United States?

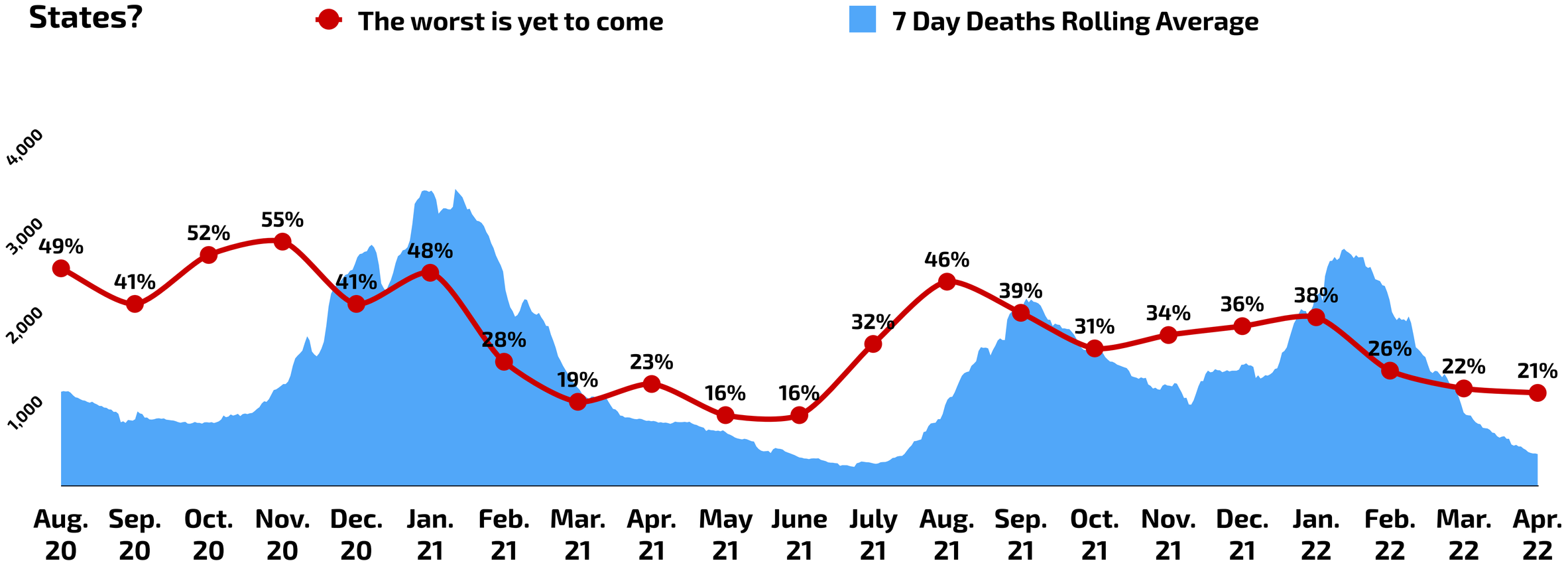

ECHELON INSIGHTS

N = 1,001 Registered Voters nationwide, fielded April 18-20, 2022

COVID-19 Cases and Deaths Data Source: The New York Times

Voters Say "The Worst Is Behind Us" In Light Of Decrease In COVID-Related Deaths

Q. Which of the following best describes your feelings about the coronavirus outbreak in the United States?

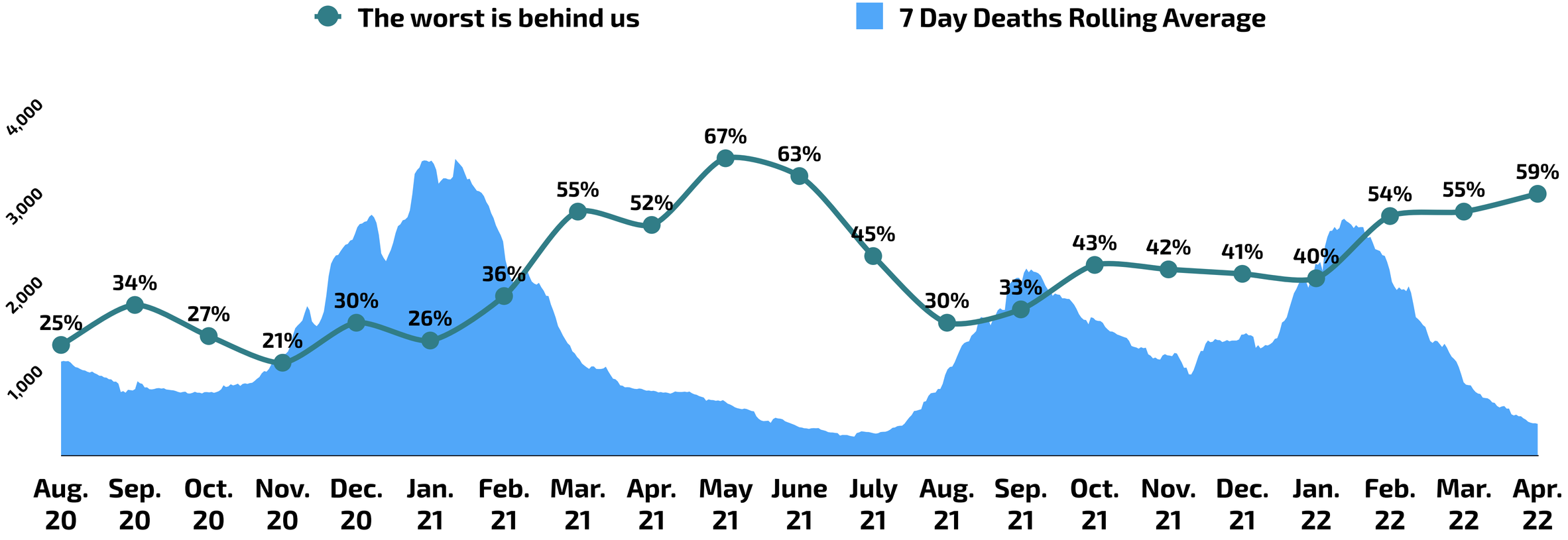

ECHELON INSIGHTS

N = 1,001 Registered Voters nationwide, fielded April 18-20, 2022

COVID-19 Cases and Deaths Data Source: The New York Times

COVID-19 Vaccines

Nearly 7 in 10 Voters Report Being Vaccinated

Q. Have you gotten or do you plan to get the COVID-19 vaccine?

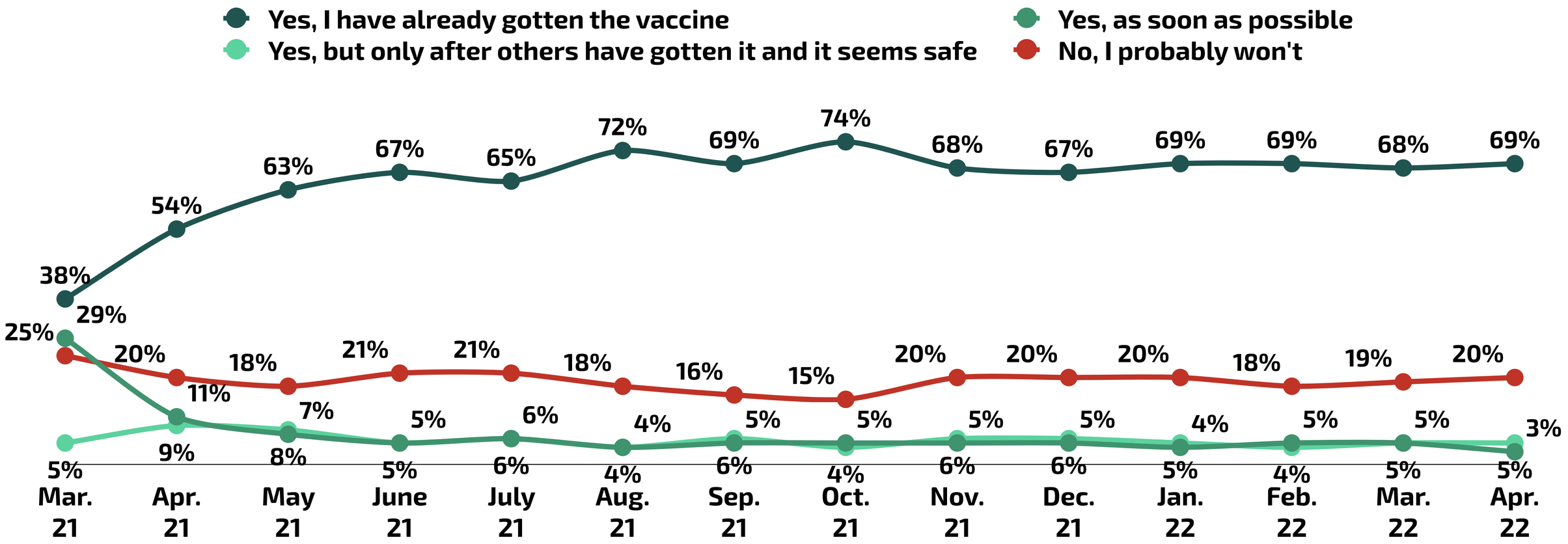

ECHELON INSIGHTS

Note: "Yes, as soon as possible" was "Yes, as soon as I am eligible" in March and April; Unsure is not shown

N = 1,001 Registered Voters nationwide, fielded April 18-20, 2022

Partisan Gap In Vaccine Refusal Narrows By One Point

Q. Have you gotten or do you plan to get the COVID-19 vaccine?

% No, I probably won't

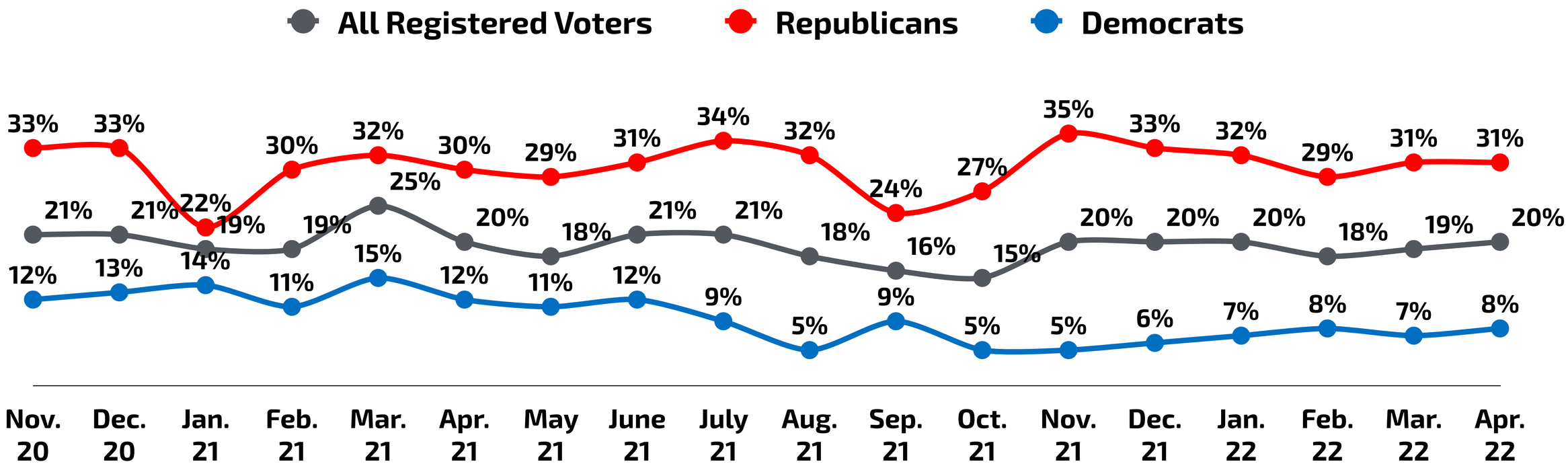

ECHELON INSIGHTS

Note: Before January 2021, question wording was "If a COVID-19 vaccine is approved by the FDA and made available to the public, do you plan to get vaccinated?" Other response options changed slightly, but "No, I probably won't" remained the same.

N = 1,001 Registered Voters nationwide, fielded April 18-20, 2022

Nearly Three-Quarters Of Vaccinated Voters Report Having Received Booster

Q. Have you gotten or do you plan to get the COVID-19 booster shot? [ASKED OF THOSE WHO SAY THEY ARE VACCINATED]

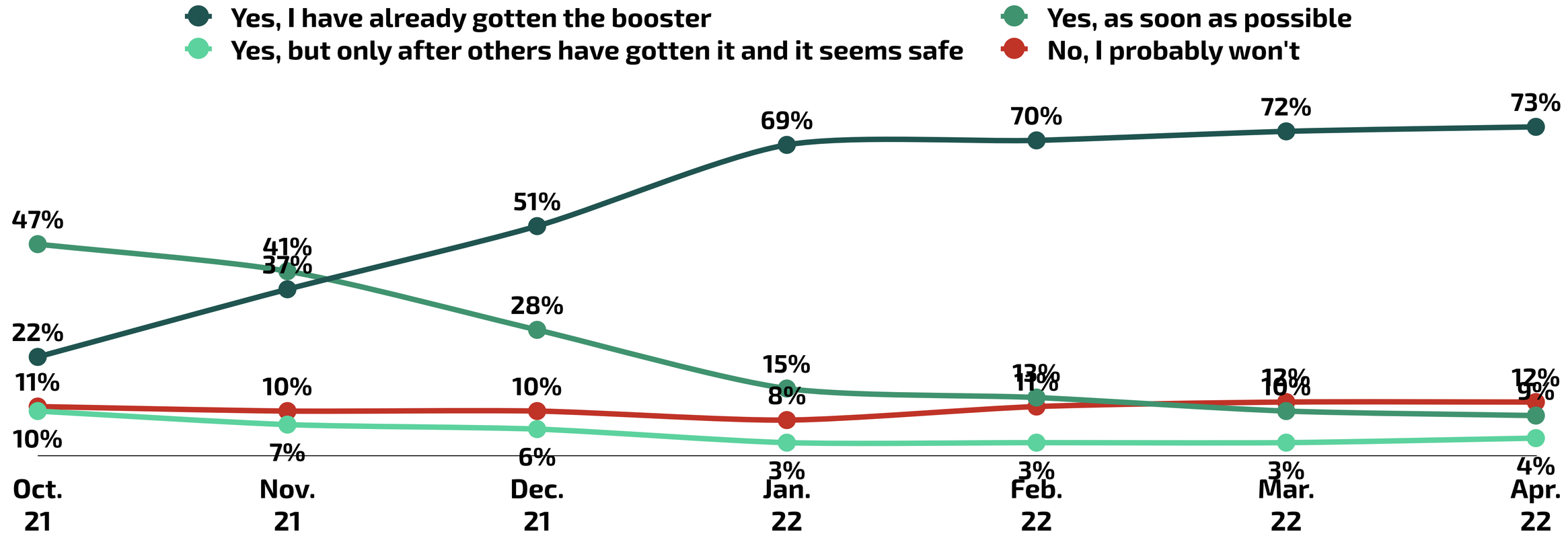

ECHELON INSIGHTS

N = 1,001 Registered Voters nationwide, fielded April 18-20, 2022

Older Vaccinated Voters More Likely To Have Received Booster

Q. Have you gotten or do you plan to get the COVID-19 booster shot? [ASKED OF THOSE WHO SAY THEY ARE VACCINATED]

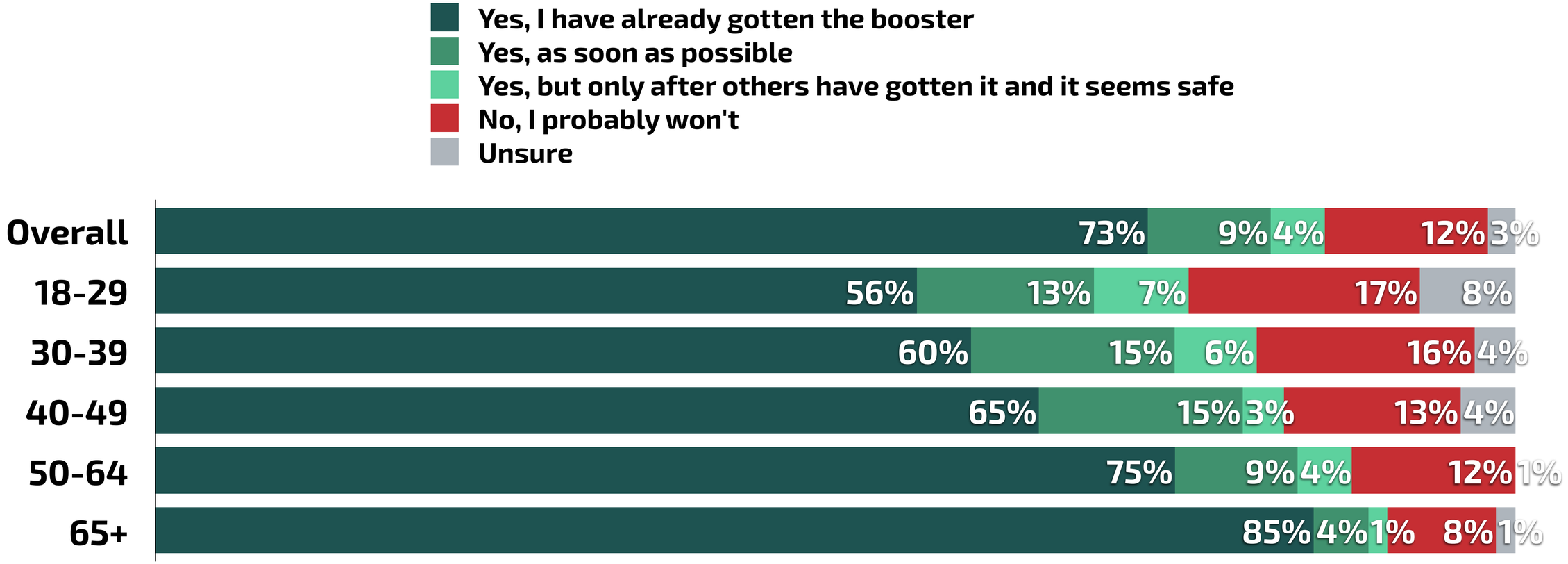

ECHELON INSIGHTS

N = 1,001 Registered Voters nationwide, fielded April 18-20, 2022

Methodology

The April 2022 Echelon Insights Verified Voter Omnibus was fielded online from April 18-20, 2022 in English among a sample of N=1,001 voters in the Likely Electorate (LV) nationwide using non-probability sampling. The sample was drawn from the Lucid sample exchange and matched to the L2 voter file.

The sample was weighted to population benchmarks for registered voters and the 2022 Likely Electorate on gender, age, race/ethnicity, education, region, party, and 2020 presidential vote adjusted for 2022 turnout probability. All benchmarks for the 2022 Likely Electorate were adjusted for turnout estimates based on a probabilistic model of the likely 2022 midterm electorate derived from the L2 voter file. Estimates for gender, age, and party were derived from the L2 voter file. Estimates for race/ethnicity and education were derived from the US Census Bureau's American Community Survey demographic data adjusted to match voter registration estimates from the November 2020 Current Population Survey Voting and Registration Supplement.

Data quality measures included the use of a trap question to check for attentiveness and measures to prevent and remove duplicate responses based on IP address and voter file matches.

Calculated the way it would be for a random sample and adjusted to incorporate the effect of weighting, the margin of sampling error is +/- 3.7 percentage points.

ECHELON INSIGHTS

Verified Voter Omnibus

Your questions answered by real voters

Beyond our own public releases, the Verified Voter Omnibus is a resource companies and organizations can use to answer mission-critical questions through add-on questions to the monthly survey. It's the perfect tool for tracking a few core questions over time or gathering that one bit of crucial public opinion data you need right now.

By adding on to the Verified Voter Omnibus, you'll receive:

- **Hands-on assistance with drafting your questions**
- **Full topline and crosstabs with key political trends questions included**
- **A customized slide deck with your results**

Contact omnibus@echeloninsights.com for more information.

ECHELON INSIGHTS