




Democratic Primary Update

Verified Voter Omnibus Survey
N=449 Democratic or Democratic Leaning Likely
Primary Voters
October 21 - October 25, 2019



Key Findings

- Joe Biden continues to lead the field of 19 Democratic Presidential candidates tested, **receiving 32 percent support among likely Democratic primary voters**, or about consistent with his 30 percent support among Democratic voters in August.
- Biden runs **10 points ahead of Elizabeth Warren**, and **Biden leads by 6 among likely Democratic primary voters who with a verified history of voting in primary elections**.
- Bernie Sanders and Kamala Harris each saw declines in support since August, with Sanders **receiving 15 percent of the vote share from 19 percent in August**, and **Harris dropping to 5 percent, from 11 percent in August**.
 - This puts Harris on even footing with Pete Buttigieg, who secured the support of **6 percent of likely Democratic voters**, up 3 points from August.
- Movement in head to head match-ups against Biden reflect recent shifts in support. In August, Biden held a 20 point advantage against Warren in a head to head match-up. Today, **Biden's lead against Warren narrowed to 11 points**.
- Conversely, Biden's advantage in head to head match-ups against both Sanders and Harris widened since August.
 - In August, Biden led Sanders by 20 points; today, **Biden leads Sanders by 31 points**.
 - In August, Biden led Harris by 24 points; today, **Biden leads Harris by 37 points**.

Methodology

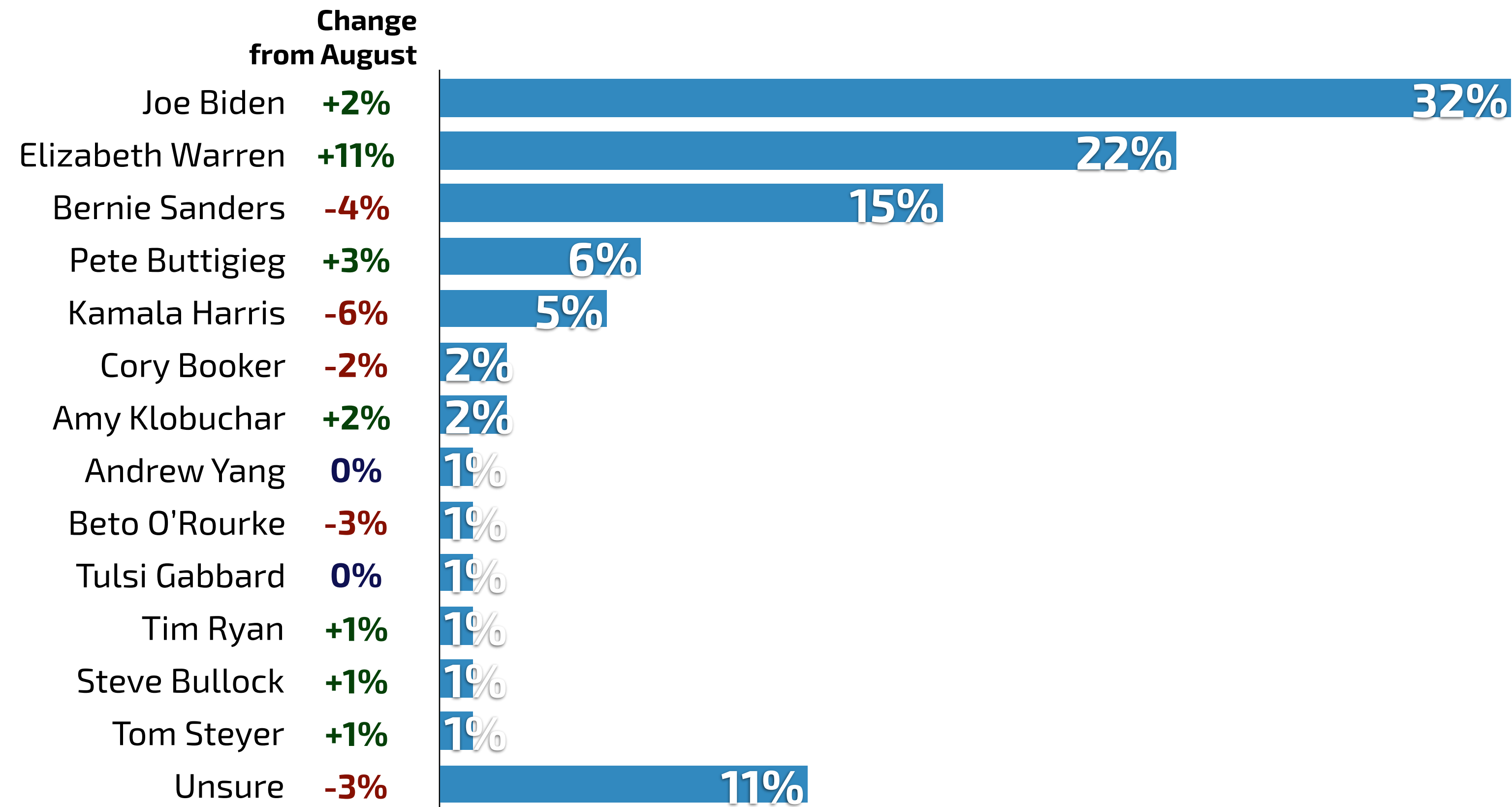
- Using a voter file-matched online panel, we surveyed n=1,002 registered voters across the country from October 21 to October 25, 2019, with a sample of 449 Democratic or Democratic-leaning Independent Likely Voters.
- With our sixth monthly tracking survey of 2019, we were able to track changes in the attitudes and behaviors of key 2020 voters since our last survey of verified Democratic or Democratic-leaning Independent voters from August 19 to August 21, 2019.

The Democratic Primary



Biden, Warren, Sanders At the Top of the Field

Q. If the election were being held today, which candidate would you support for the Democratic nomination for President in 2020? (asked of Democrats & Democratic leaners)

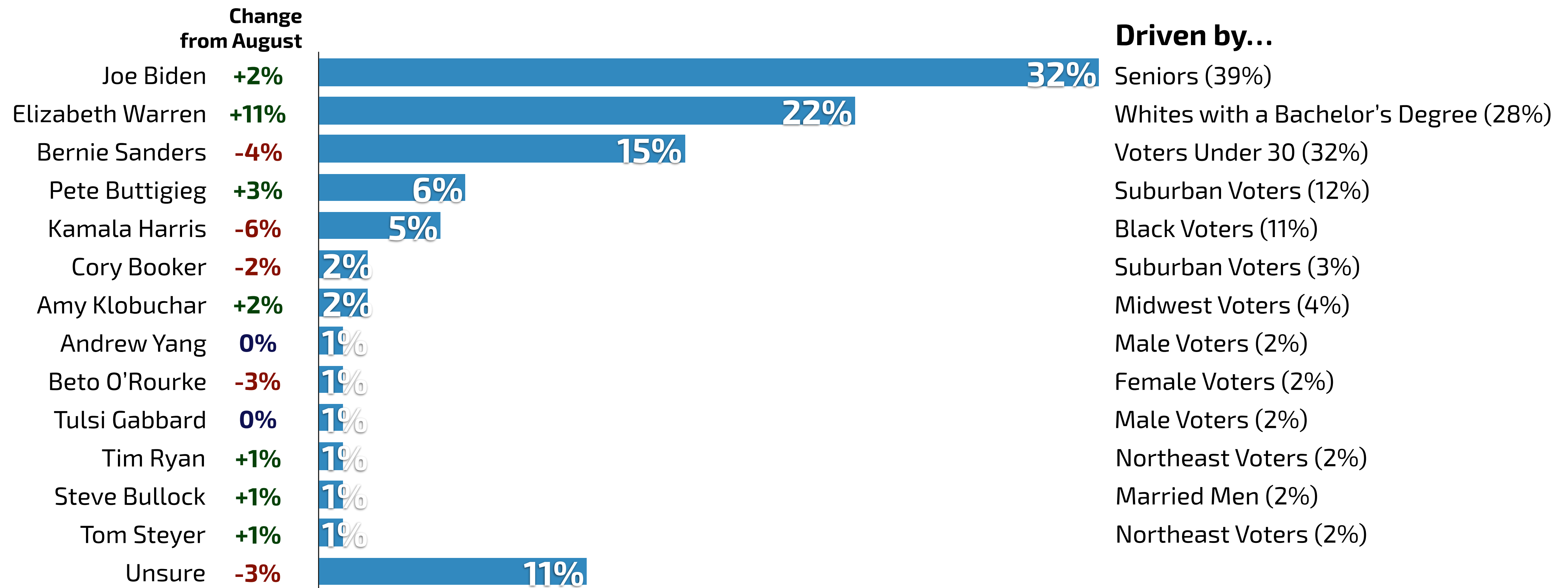


The following candidates were tested but received under 0.5% vote share:

Joe Sestak
John Delaney
Julián Castro
Marianne Williamson
Michael Bennet
Wayne Messam

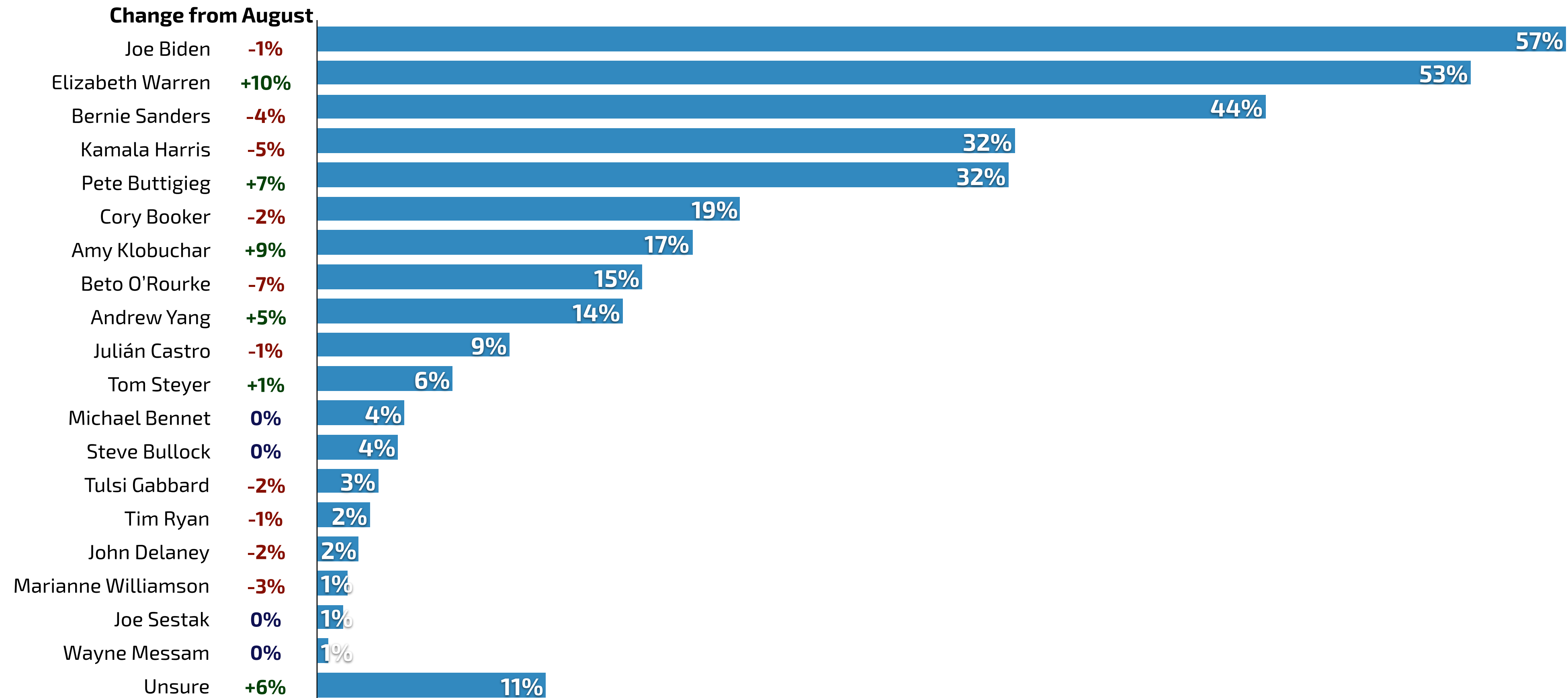
Biden, Warren, Sanders At the Top of the Field

Q. If the election were being held today, which candidate would you support for the Democratic nomination for President in 2020? (asked of Democrats & Democratic leaners)



Biden, Warren, Sanders Are Top Consideration Scores

**Q. Which of these candidates would you consider supporting for the Democratic nomination for President in 2020?
Choose as many as you like. (asked of Democrats & Democratic leaners)**



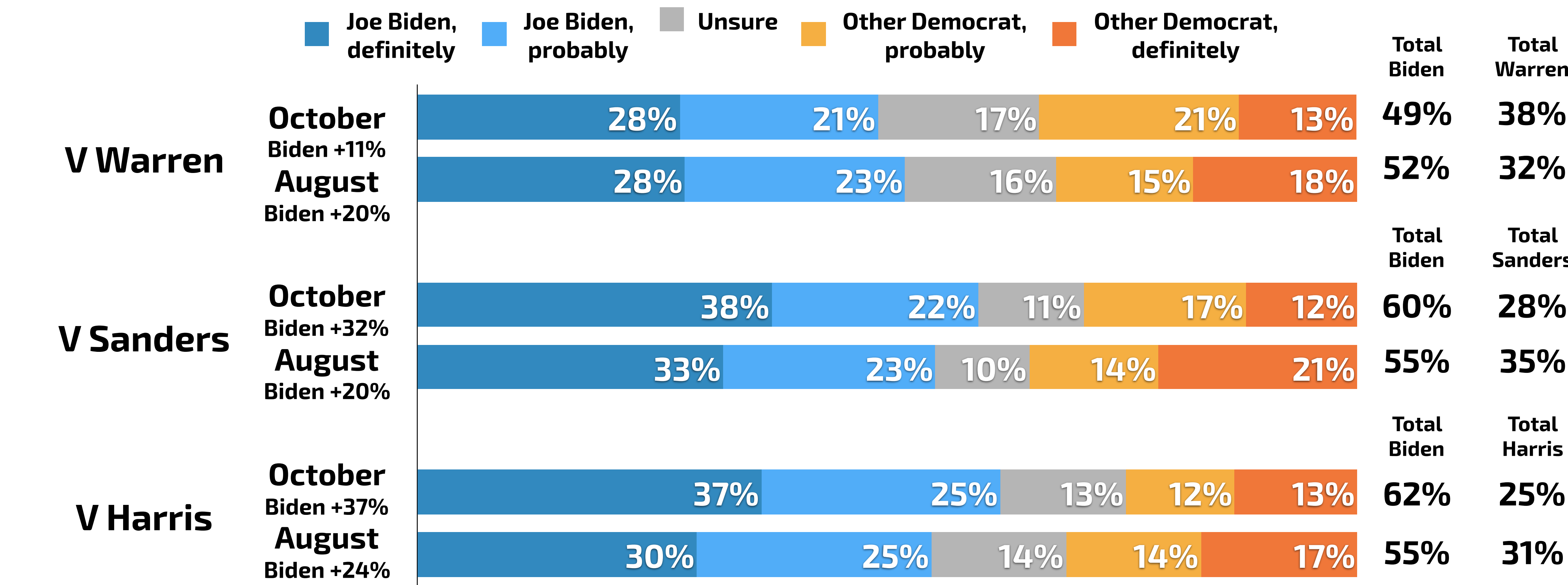
Black Voters Show a Higher Preference for Biden

Q. If the election were being held today, which candidate would you support for the Democratic nomination for President in 2020? (asked of Democrats & Democratic leaners)

All Democrats & Democratic-Leaners (N=449) 100% of sample		White Democrats without a Bachelor's Degree (n=131) 29% of sample		White Democrats with a Bachelor's Degree (n=160) 36% of sample		Black Democrats (n=89) 20% of sample	
1.	Biden (32%)	1.	Biden (31%)	1.	Warren (28%)	1.	Biden (49%)
2.	Warren (22%)	2.	Warren (19%)	2.	Biden (24%)	2.	Warren (16%)
3.	Sanders (15%)	3.	Sanders (16%)	3.	Sanders (14%)	3.	Sanders (11%)
4.	Buttigieg (6%)	4.	Buttigieg (6%)	4.	Buttigieg (10%)	4.	Buttigieg (*%)
5.	Harris (5%)	5.	Harris (3%)	5.	Harris (3%)	5.	Harris (11%)

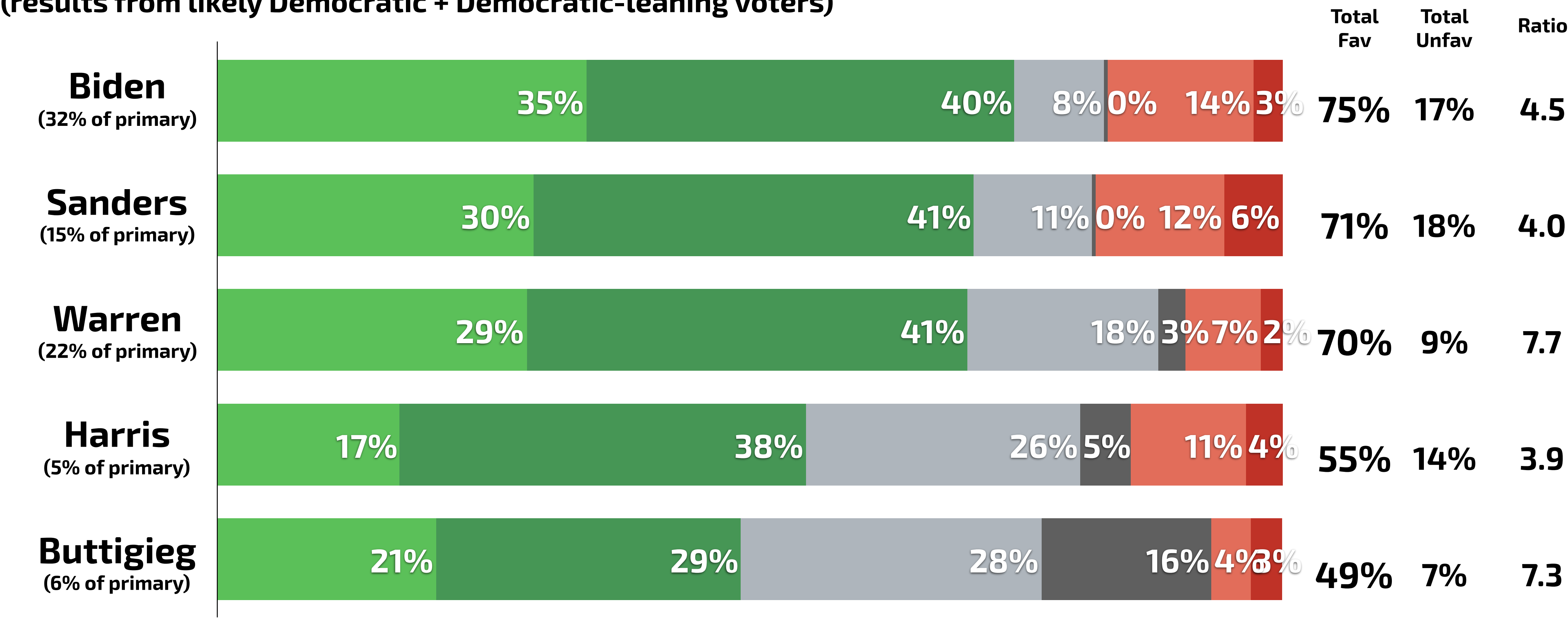
Biden Leads Warren by 11 Points in a Direct Match-Up

Q. If the 2020 Democratic presidential primaries were being held today and you had to make a choice between these two candidates, for whom would you vote? (asked of Democrats & Democratic leaners)



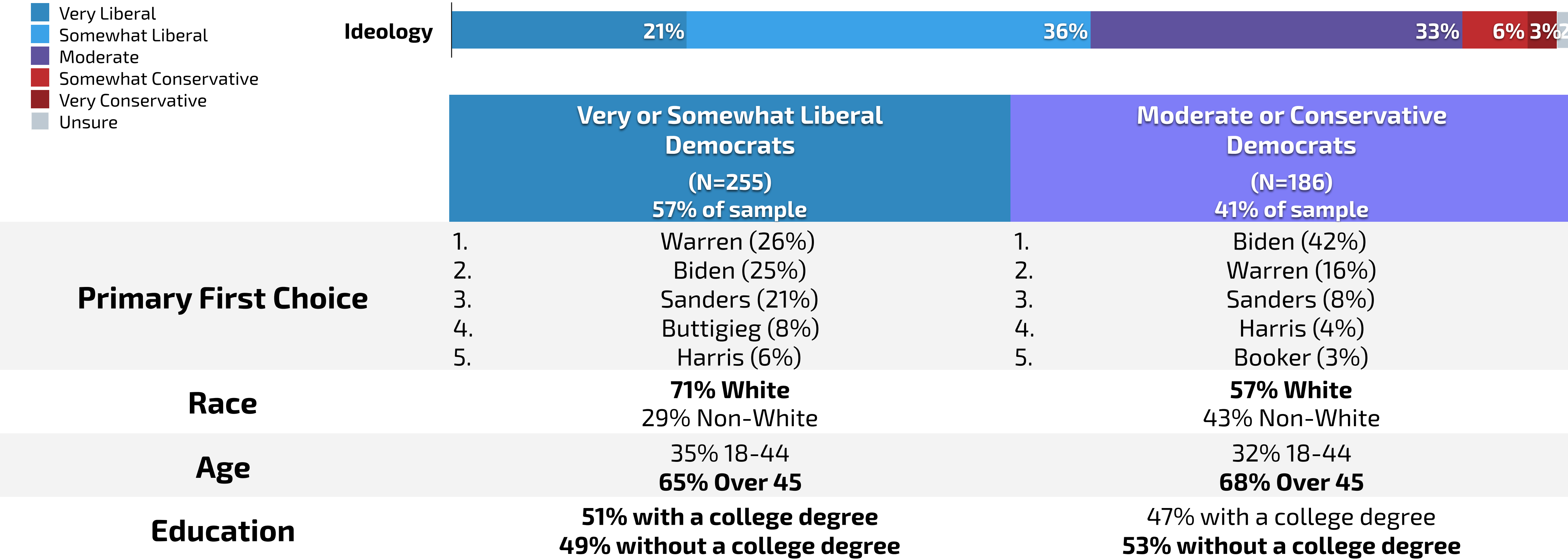
Warren Sports the Best Fav-Unfav Ratio in the Field

Q. Do you have a favorable or unfavorable view of the following individuals who have been in the news lately?
(results from likely Democratic + Democratic-leaning voters)



Very Favorable Somewhat Favorable Heard of, no opinion Never heard of Somewhat Unfavorable Very Unfavorable

Likely Democratic Primary Voters Break Down as 57% Liberal, 41% Moderate or Conservative



Overall Vote Choice

Q. If the election were being held today, which candidate would you support for the Democratic nomination for President in 2020? (asked of Democrats & Democratic leaners)

	All Democrats & Democratic-Leaners (N=449) 100% of sample	With '16/'18 Primary Vote History (N=288) 64% of sample	Without '16/'18 Primary Vote History (N=160) 36% of sample	Liberals (N=255) 57% of sample	Moderates & Conservatives (N=186) 41% of sample	18-44 Years Old (N=152) 34% of sample	45 and Older (N=297) 66% of sample
Biden	32%	32%	31%	25%	42%	28%	34%
Warren	22%	26%	21%	26%	16%	14%	25%
Sanders	15%	12%	16%	21%	8%	27%	9%
Buttigieg	6%	7%	6%	8%	3%	4%	6%
Harris	5%	6%	5%	6%	4%	3%	6%
Booker	2%	2%	2%	1%	3%	2%	2%
Klobuchar	2%	2%	2%	1%	3%	-	3%



ECHELON
INSIGHTS

