




Democratic Dividing Lines

Verified Voter Omnibus Survey
N=447 Democrats or Democratic leaners
May 20 - May 21, 2019



Key Findings

- Biden's lead among 23 announced Democratic candidates has widened considerably to **38% of the Democratic vote, or a 12-point increase since April** when Biden led the primary field by 26% over 22% for Sanders. Sanders takes **16% of the Democratic vote, a 6-point decrease since April**.
- Favorability towards Biden also eclipsed Sanders this month, with Democratic voters favoring Biden by a **10-to-1 favorability-to-unfavorability ratio**. Sanders nets just over a **4-to-10 favorability-to-unfavorability ratio** among Democrats.
- Further, Biden leads four top Democratic candidates in head to head match-ups by **36-points or more**.
- When asked to pick as many the candidates as voters would consider supporting, 7 names are supported by least 20 percent of voters — **Biden (62%), Sanders (42%), Harris (31%), Warren (30%), Buttigieg (25%), O'Rourke (23%), and Booker (21%)**.
- **Standout demographics:** Older voters for Biden, Younger voters for Sanders, African Americans for Harris, Whites with Bachelor's Degrees for Warren, Suburban Women for Buttigieg, Women for O'Rourke, and urban voters for Booker.

Methodology

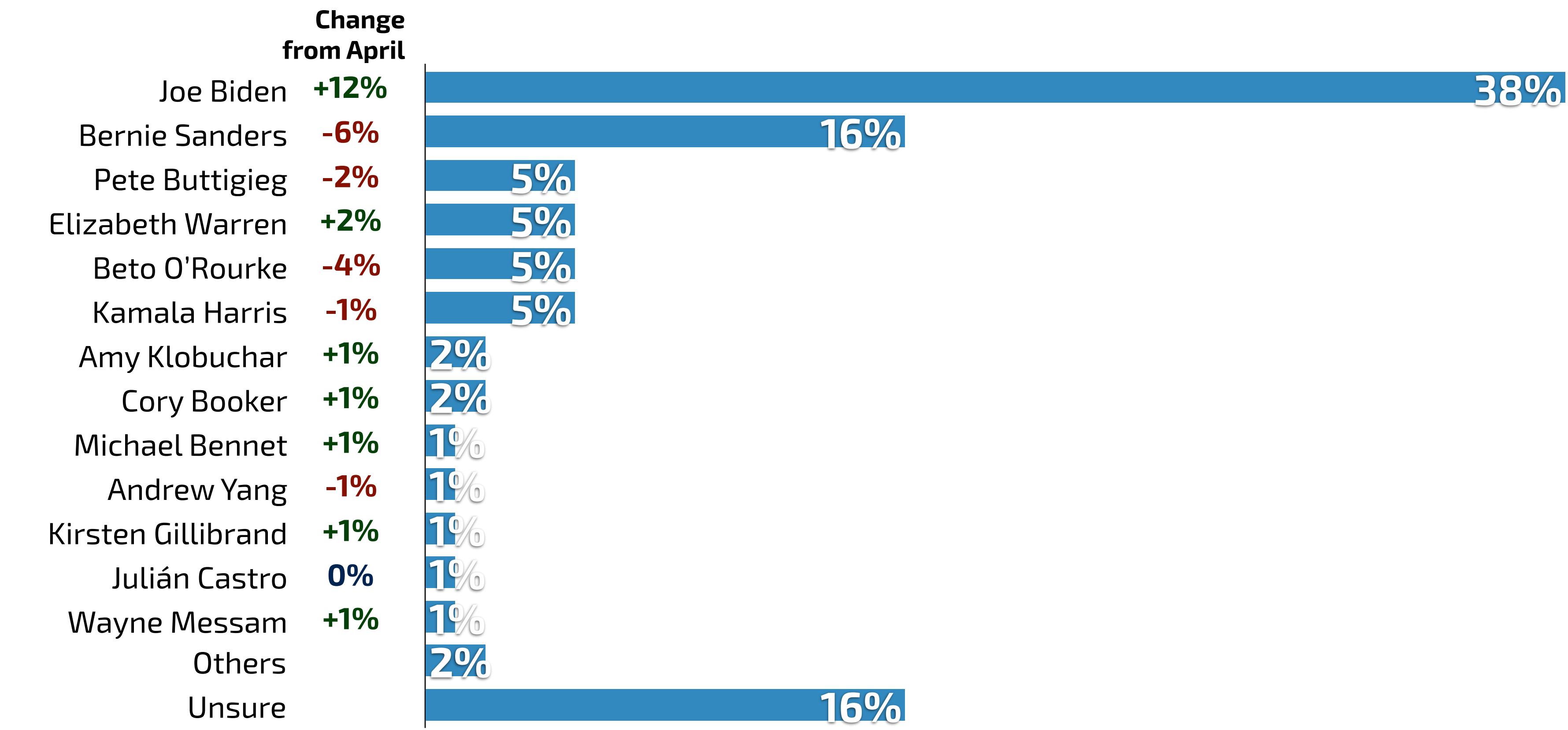
- Using a voter file-matched online panel, we surveyed n=1,005 registered voters across the country from May 20 to May 21, 2019, with a sample of 447 Democrats or Democratic-leaning Independents.
- Through our use of verified voter file data, we were able to confirm the voting history of participants and track changes in the attitudes and behaviors of key 2020 voters since our last survey of verified Democratic or Democratic-leaning Independent voters from April 17 - April 29, 2019.

The Democratic Primary



Biden's Lead Widens in Democratic Primary

Q. If the election were being held today, which candidate would you support for the Democratic nomination for President in 2020? (asked of Democrats & Democratic leaners)

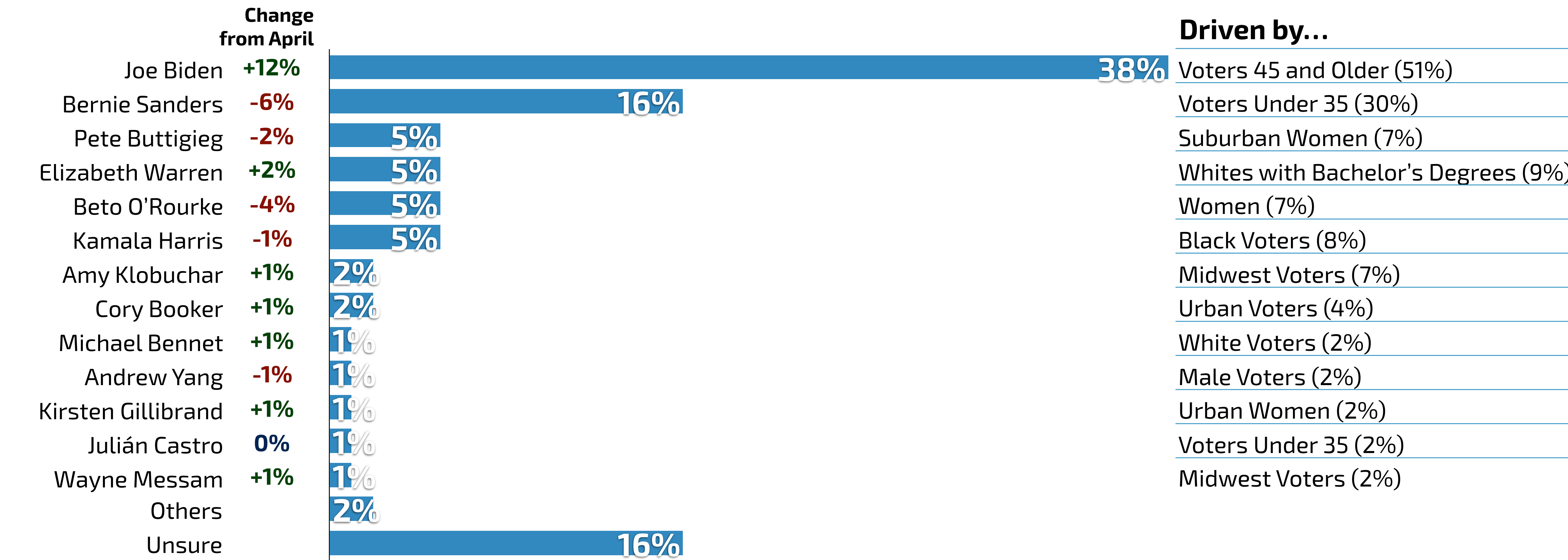


The following candidates were tested but received under 0.05% vote share:

- John Hickenlooper
- Steve Bullock
- John Delaney
- Tulsi Gabbard
- Marianne Williamson
- Bill de Blasio
- Seth Moulton
- Tim Ryan
- Jay Inslee
- Eric Swalwell

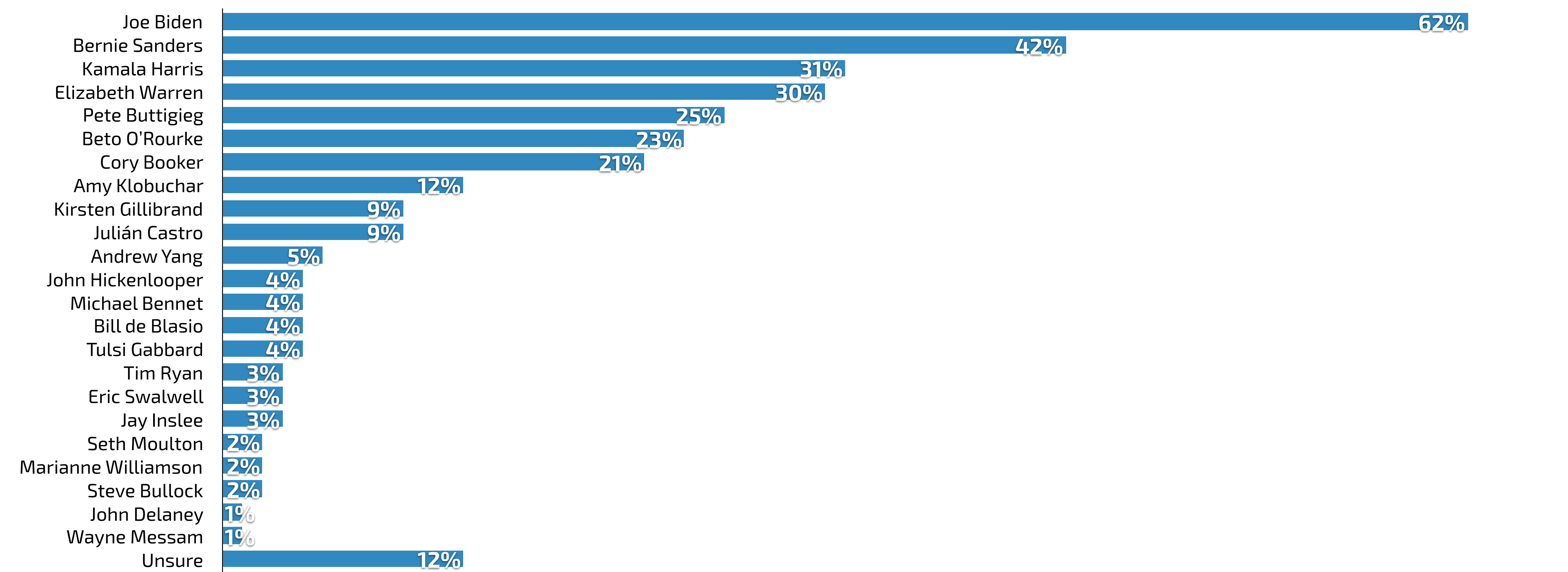
Biden's Lead Widens in Democratic Primary

Q. If the election were being held today, which candidate would you support for the Democratic nomination for President in 2020? (asked of Democrats & Democratic leaners)



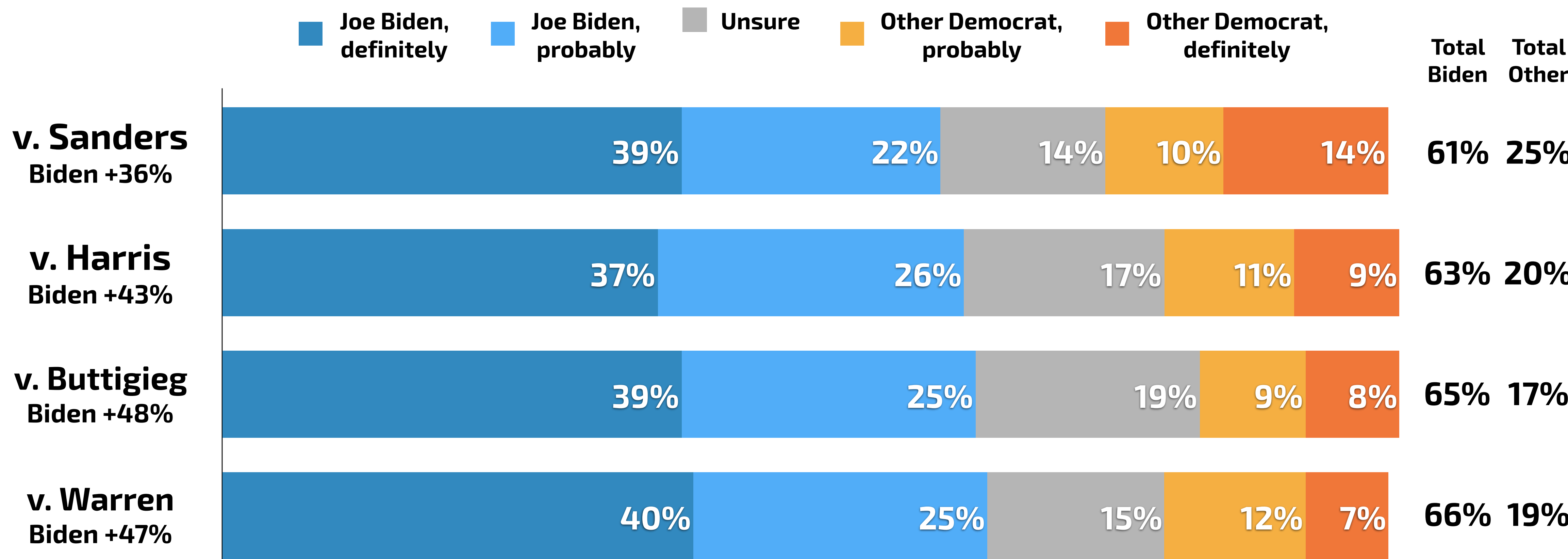
Wider Pool of Democratic Candidates Being Considered

**Q. Which of these candidates would you consider supporting for the Democratic nomination for President in 2020?
Choose as many as you like. (asked of Democrats & Democratic leaners)**



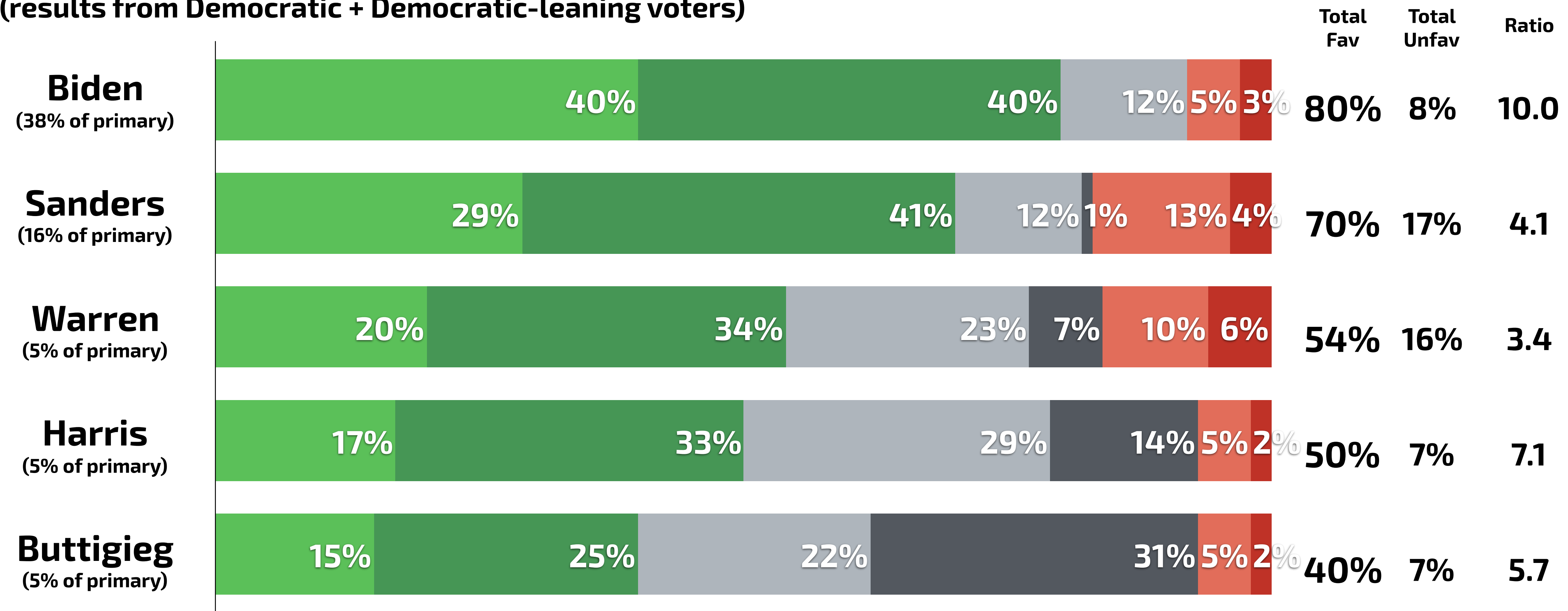
Biden Wins Against All Top Democrats in Head to Head Matchups

Q. If the 2020 Democratic presidential primaries were being held today and you had to make a choice between these two candidates, for whom would you vote?



Biden Leads Sanders in Favorability among Democrats

Q. Do you have a favorable or unfavorable view of the following individuals who have been in the news lately?
(results from Democratic + Democratic-leaning voters)

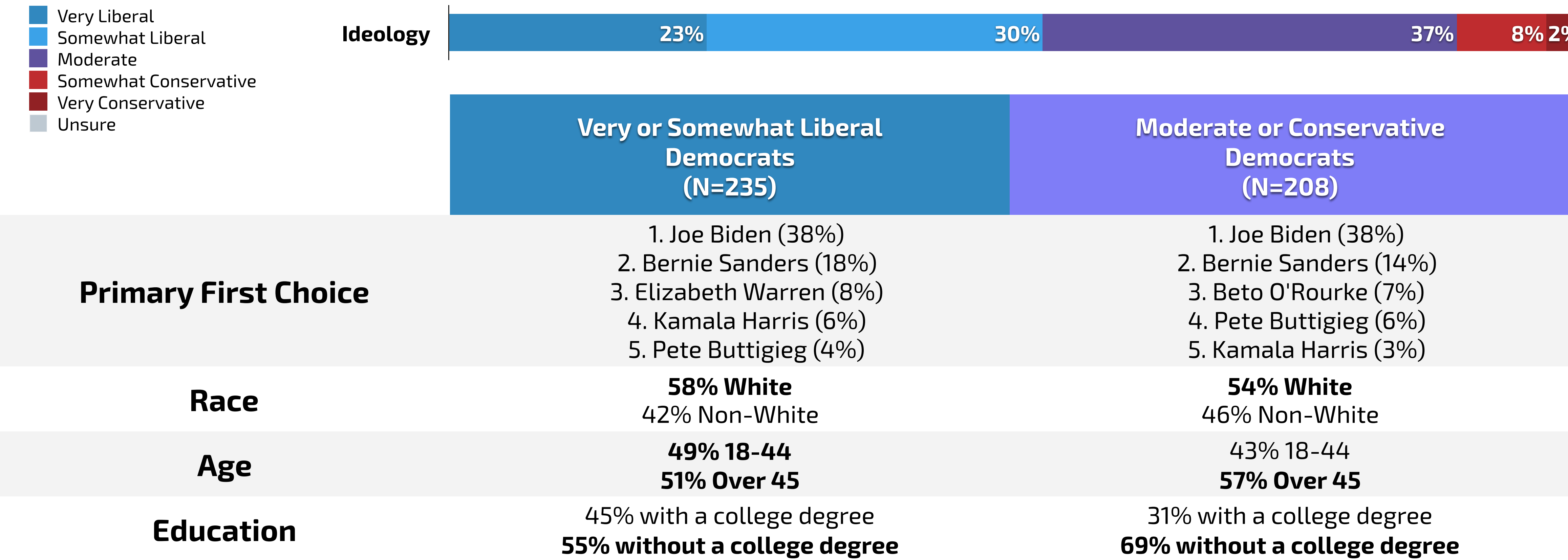


A Profile of the Democratic Electorate

Using a voter file-matched online panel, we were able to segment Democratic voters into two groups: voters who have a confirmed record of voting in the 2016 or 2018 primary election, and those with no or unconfirmed vote history in those elections.

	Self-Identified Democrats & Leaners With '16/'18 Primary Vote History (N=230)	Self-Identified Democrats & Leaners Without '16/'18 Primary Vote History (N=217)
Primary First Choice	1. Joe Biden (41%) 2. Bernie Sanders (14%) 3. Pete Buttigieg (7%) 4. Elizabeth Warren (7%) 5. Kamala Harris (6%)	1. Joe Biden (34%) 2. Bernie Sanders (17%) 3. Beto O'Rourke (8%) 4. Cory Booker (4%) 5. Pete Buttigieg (3%)
Race	63% White 37% Non-White	48% White 52% Non-White
Age	32% 18-44 68% 45 and older	60% 18-44 40% 45 and older
Education	46% with a college degree 53% without a college degree	30% with a college degree 70% without a college degree

Democrats Break Down as 53% Liberal, 46% Moderate or Conservative



Overall Vote Choice

Q. If the election were being held today, which candidate would you support for the Democratic nomination for President in 2020? (asked of Democrats & Democratic leaners)

	All Democrats & Democratic-Leaners (N=447)	With '16/'18 Primary Vote History (N= 230)	Without '16/'18 Primary Vote History (N= 217)	Liberals (N= 235)	Moderates & Conservatives (N= 208)	18-44 Years Old (N= 204)	45 and Older (N= 243)
Biden	38%	41%	34%	38%	38%	23%	51%
Sanders	16%	14%	17%	18%	14%	26%	7%
Buttigieg	5%	7%	3%	4%	6%	4%	6%
Warren	5%	7%	3%	8%	3%	4%	6%
O'Rourke	5%	1%	8%	3%	7%	7%	3%
Harris	5%	6%	3%	6%	3%	5%	4%
Klobuchar	2%	2%	3%	2%	2%	3%	2%
Booker	2%	0%	4%	2%	1%	2%	2%

Overall Candidate Support

**Q. Which of these candidates would you consider supporting for the Democratic nomination for President in 2020?
Choose as many as you like. (asked of Democrats & Democratic leaners)**

	All Democrats & Democratic-Leaners (N=447)	With '16/'18 Primary Vote History (N= 230)	Without '16/'18 Primary Vote History (N= 217)	Liberals (N= 235)	Moderates & Conservatives (N= 208)	18-44 Years Old (N= 204)	45 and Older (N= 243)
Biden (38% of primary)	62%	67%	57%	69%	54%	53%	70%
Sanders (16% of primary)	42%	40%	44%	48%	34%	49%	36%
Harris (5% of primary)	31%	40%	21%	40%	20%	22%	38%
Warren (5% of primary)	30%	34%	25%	39%	19%	22%	36%
Buttigieg (5% of primary)	25%	34%	16%	31%	19%	16%	32%
O'Rourke (5% of primary)	23%	23%	23%	30%	16%	23%	23%
Booker (2% of primary)	21%	23%	18%	27%	14%	13%	27%
Klobuchar (2% of primary)	12%	15%	9%	16%	8%	6%	18%



ECHELON
INSIGHTS

